

PLT 2023 CATALOG

# **AMERICUS**

*Built for the American Road*



**PLT**

# TABLE OF CONTENTS

<b>ULTRA HIGH PERFORMANCE</b> <b>RECON SPORT</b> .....	<b>4</b>
<b>TOURING PERFORMANCE</b> <b>RECON TOUR</b> .....	<b>6</b>
<b>HIGHWAY CUV/SUV</b> <b>RECON CUV</b> .....	<b>8</b>
<b>HIGHWAY LT</b> <b>COMMERCIAL LT</b> .....	<b>10</b>
<b>RECON TRANSIT</b> .....	<b>11</b>
<b>ALL-TERRAIN SUV/LT</b> <b>ALL-TERRAIN</b> .....	<b>12</b>
<b>RUGGED A/TR</b> .....	<b>14</b>
<b>MUD TERRAIN LT</b> <b>RUGGED M/T</b> .....	<b>16</b>
<b>ST RADIAL TRAILER</b> <b>ST RADIAL</b> .....	<b>18</b>
<b>LIMITED PROTECTION POLICY</b> .....	<b>19</b>

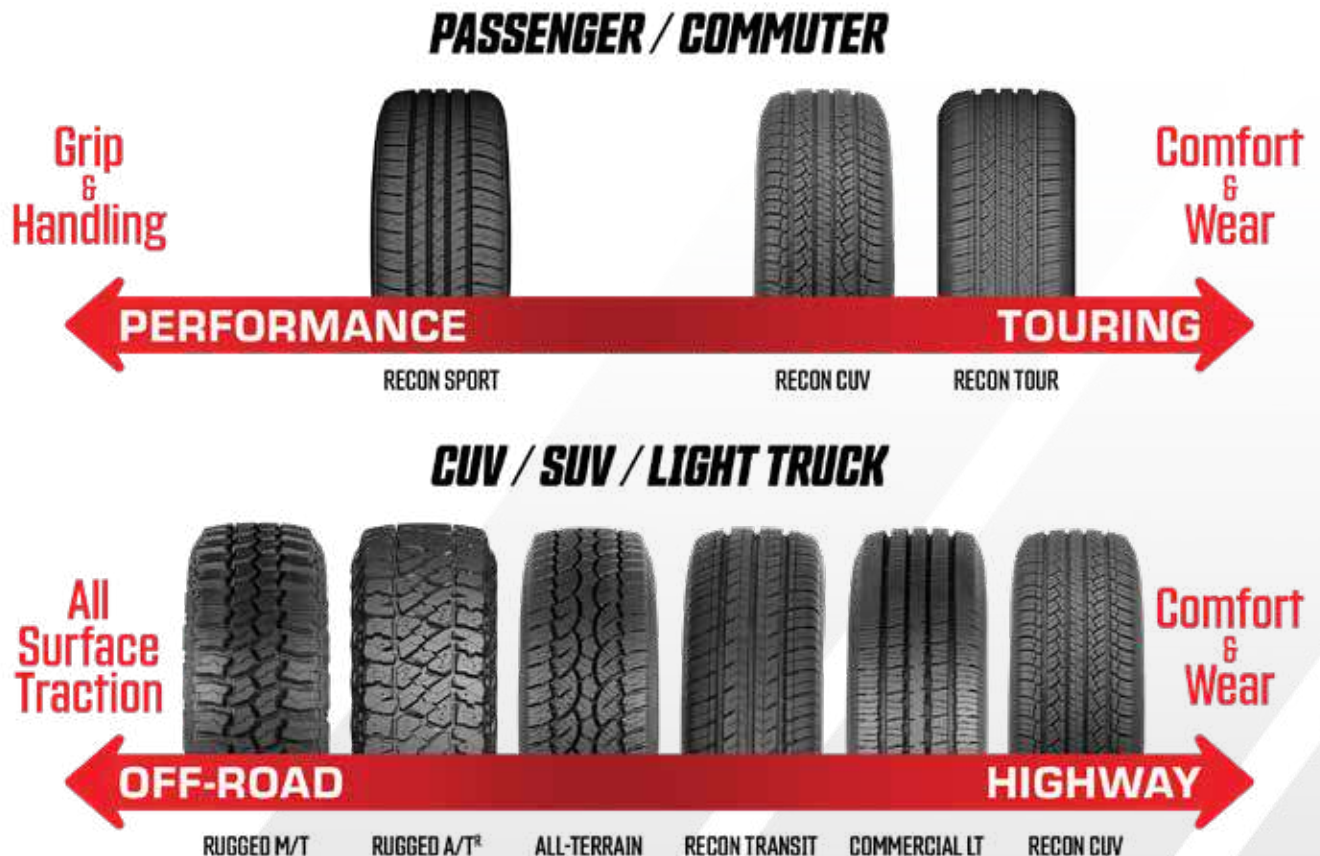


# ★ AMERICUS

Americus Tires are built for the American road – east to west, north to south, roads that lead to hard work, great adventures and getting stuff done. We recognize that quality built tires are what drivers need, with warranties that count and long-lasting reliability.

## Built for the American Road

### TIRE MATRIX



# RECON SPORT

The **RECON SPORT** is an ultra high-performance all-season tire designed for exceptional grip and handling. Around the city, streets, or country roads, the **RECON SPORT** provides superior performance with a quiet and comfortable ride.



## FEATURES & BENEFITS

- The asymmetrical pattern provides performance tuned from the inside-to-outside. The higher density inner siping provides wet and light snow traction, while the outside provides excellent dry handling and cornering stability. Asymmetric tread patterns allow for cross-rotation to maximize tread life.
- The computer optimized profile shape with flatter curve and multi-radius shoulder is designed for vehicles requiring responsive handling and cornering stability.
- Wide circumferential grooves and 3D siping improves traction in wet and light snow conditions.
- Backed by our No Questions Asked, Limited Protection Policy and a **45,000 mile** treadwear warranty.

**45K**  
Mile Limited  
Tread Wear

**17**  
Sizes  
16" to 20"



All-Season

# RECON SPORT



Size	LI/SR	Tread Depth	Overall Diameter	Section Width	Max Load @ PSI	UTQG	Stock #
205/55ZR16 XL	94W	10	24.9	8.4	1477@50	500AA	AMD1200
215/55ZR16 XL	97W	10	25.3	8.9	1609@50	500AA	AMD1225
205/50ZR17 XL	93W	10	25.1	8.4	1433@50	500AA	AMD1205
215/45ZR17 XL	91W	10	24.7	8.4	1356@50	500AA	AMD1210
215/55ZR17 XL	98W	10	26.3	8.9	1653@50	500AA	AMD1235
225/45ZR17 XL	94W	10	25.0	8.9	1477@50	500AA	AMD1240
225/50ZR17 XL	98W	10	25.9	9.2	1653@50	500AA	AMD1245
235/50ZR17 XL	100W	10	26.3	9.7	1764@50	500AA	AMD1280
225/40ZR18 XL	92W	10	25.1	9.1	1764@50	500AA	AMD1260
225/45ZR18 XL	95W	10	25.9	8.9	1521@50	500AA	AMD1255
235/45ZR18 XL	98W	10	26.3	9.3	1653@50	500AA	AMD1285
245/40ZR18 XL	97W	10	25.7	9.8	1609@50	500AA	AMD1305
245/45ZR18 XL	100W	10	26.7	9.6	1764@50	500AA	AMD1295
225/35ZR20 XL	90W	10	26.2	9.1	1323@50	500AA	AMD1275
245/35ZR20 XL	95W	10	26.8	9.8	1521@50	500AA	AMD1315
245/45ZR20 XL	103W	10	28.7	9.6	1929@50	500AA	AMD1310
275/35ZR20 XL	102W	10	27.6	10.9	1874@50	500AA	AMD1360

# AMERICUS


# RECON TOUR

The **RECON TOUR** is a premium touring tire engineered for sedans, cross-overs, and sport utility vehicles, offering drivers a quiet and comfortable ride with superior handling and long tread life.



## FEATURES & BENEFITS

- Balanced 5-rib pattern provides enhanced response and handling.
- Optimized profile shape and pitch sequence reduces tread pattern noise for a quiet ride.
- Wide circumferential grooves and high density siping improves traction in wet and light snow conditions.
- Backed by our No Questions Asked, Limited Protection Policy and a **70,000 mile** treadwear warranty.



# RECON TOUR



Size	LI/SR	Tread Depth	Overall Diameter	Section Width	Max Load @ PSI	Max PSI Single	UTQG	Stock #
175/70R14	84T	9.8	23.7	7.0	1102	44	700 A A	AMD3000
185/65R14	86H	9.8	23.5	7.4	1168	44	700 A A	AMD3005
185/55R15	82V	10	23.0	7.6	1050	44	700 A A	AMD3035
185/60R15	84H	10	23.7	7.4	1100	44	700 A A	AMD3025
185/65R15	88H	9.8	24.5	7.4	1234	44	700 A A	AMD3010
195/60R15	88H	9.8	24.2	7.9	1234	44	700 A A	AMD3030
195/65R15	91H	10	25.0	7.9	1355	44	700 A A	AMD3015
205/65R15	94H	10	25.5	8.2	1480	44	700 A A	AMD3020
185/55R16	83H	10	24.0	7.6	1070	44	700 A A	AMD3075
195/50R16	84V	10	23.7	7.9	TBD	44	700 A A	AMD3095
195/55R16	87V	10	24.4	7.9	1200	44	700 A A	AMD3080
205/55R16	91H	10	24.9	8.4	1355	44	700 A A	AMD3085
205/60R16	92H	10	25.7	8.2	1390	44	700 A A	AMD3055
205/65R16	95H	10	26.5	8.2	1520	44	700 A A	AMD3045
205/70R16	96H	10	27.3	8.1	TBD	44	700 A A	AMD3040
215/55R16XL	97H	10	25.3	8.9	1609	50	700 A A	AMD3090
215/60R16	95V	10	26.1	8.7	1520	44	700 A A	AMD3060
225/60R16	98H	10	26.6	9.0	1655	44	700 A A	AMD3065
235/60R16	100H	10	27.1	9.5	1765	44	700 A A	AMD3070
235/65R16	103T	10	28.0	9.5	1930	44	700 A A	AMD3050
205/50R17XL	93V	10	25.1	8.4	1435	50	700 A A	AMD3120
215/45R17XL	91V	10	24.7	8.4	1355	50	700 A A	AMD3140
215/50R17XL	95V	10	25.5	8.9	1520	50	700 A A	AMD3125
215/55R17	94V	10	26.3	8.9	1480	44	700 A A	AMD3110
215/60R17	96H	10	27.2	8.7	1565	44	700 A A	AMD3105
215/65R17	99H	10	28.0	8.7	1710	44	700 A A	AMD3100
225/45R17	91H	10	25.0	8.9	TBD	44	700 A A	AMD3145
225/50R17XL	98V	10	25.9	9.2	1655	50	700 A A	AMD3130
235/50R17	96V	9.7	26.3	9.6	TBD	44	700 A A	AMD3135
235/55R17	99H	10	27.2	9.7	1710	44	700 A A	AMD3115
215/55R18	95H	10	27.3	8.5	TBD	44	700 A A	AMD3150
225/40R18XL	92V	10	25.1	9.1	1390	50	700 A A	AMD3180
225/45R18XL	95V	10	25.9	8.9	1520	50	700 A A	AMD3165
225/50R18	95V	10	26.9	8.9	TBD	44	700 A A	AMD3155
235/45R18	94V	10	26.3	9.3	TBD	44	700 A A	AMD3170
235/50R18	97V	10	27.3	9.3	TBD	44	700 A A	AMD3160
245/45R18XL	100V	10	26.7	9.6	1765	50	700 A A	AMD3175
235/40R19XL	98V	10	26.4	9.3	TBD	50	700 A A	AMD3190
245/45R19XL	102V	10	27.7	9.7	TBD	50	700 A A	AMD3185
245/45R20XL	103V	9.7	28.7	9.6	1930	50	700 A A	AMD3195
255/45R20XL	105V	10	29.0	10.0	TBD	50	700 A A	AMD3200


# RECON CUV

The **RECON CUV** is a modern 5-rib designed for today's trucks, SUVs and crossovers, and provides the quiet, comfortable, and long-lasting reliability consumers seek.



## FEATURES & BENEFITS

- Solid center rib provides enhanced response and handling.
- Optimized pitch sequence reduces tread pattern noise for a quiet ride.
- Wide circumferential grooves and siping improves traction in wet and light snow conditions.
- Silica based tread compound supports enhanced wet and dry traction and durability.
- Backed by our No Questions Asked, Limited Protection Policy and a **60,000 mile** treadwear warranty.





# RECON CUV



Size	LI/SR	Tread Depth	Overall Diameter	Section Width	Max Load @ PSI	UTQG	Stock #
225/75R15	102T	11	28.31	8.78	1875@44	560AA	AMD0305
235/75R15	109T	11	28.86	9.25	2270@50	560AA	AMD0471
205/70R15	96H	10	26.34	8.23	1565@44	560AA	AMD0318
215/70R15	98H	10	26.89	8.70	1655@44	560AA	AMD0320
225/70R15	100H	11	27.44	8.98	1765@44	560AA	AMD0322
225/75R16	108T	11	29.29	8.78	2205@50	560AA	AMD0306
245/75R16	111T	11	30.47	9.76	2405@44	560AA	AMD0307
265/75R16	116T	11	31.65	10.51	2755@44	560AA	AMD0310
215/70R16	100H	11	27.87	8.70	1765@44	560AA	AMD0324
225/70R16	103H	11	28.43	8.98	1930@44	560AA	AMD0326
235/70R16	106H	11	28.98	9.45	2095@44	560AA	AMD0328
245/70R16	111H	11	29.53	9.76	2405@50	560AA	AMD0330
255/70R16	111H	11	30.08	10.24	2405@44	560AA	AMD0331
265/70R16	112H	11	30.63	10.71	2470@44	560AA	AMD0370
215/65R16	102H	11	27.01	8.70	1875@50	560AA	AMD0377
235/70R17	111H	11	30.00	9.45	2405@50	560AA	AMD0376
245/70R17	110H	11	30.55	9.76	2335@44	560AA	AMD0378
265/70R17	115H	11	31.65	10.71	2680@44	560AA	AMD0379
225/65R17	102H	11	28.50	8.98	1875@44	560AA	AMD0380
235/65R17	108H	11	29.06	9.45	2205@50	560AA	AMD0382
245/65R17	111H	11	29.53	9.76	2405@50	560AA	AMD0384
265/65R17	112H	11	30.55	10.71	2470@44	560AA	AMD0372
235/60R17	102H	11	28.11	9.45	1875@44	560AA	AMD0385
225/60R17	99H	11	27.64	8.98	1710@44	560AA	AMD0387
255/70R18	113H	11	32.09	10.24	2535@44	560AA	AMD0371
255/65R18	111H	11	31.06	10.24	2405@44	560AA	AMD0391
275/65R18	116H	11	32.09	10.98	2755@44	560AA	AMD0389
225/60R18	100H	11	28.62	8.98	1765@44	560AA	AMD0393
235/60R18	107V	11	29.09	9.45	2150@50	560AA	AMD0395
245/60R18	105V	11	29.57	9.76	2040@44	560AA	AMD0397
265/60R18	110H	11	30.51	10.71	2335@44	560AA	AMD0390
235/55R18	104V	11	28.15	9.65	1985@50	560AA	AMD0392
255/55R18	109V	11	29.02	10.43	2270@50	560AA	AMD0394
275/60R20	115H	11	32.99	10.98	2680@44	560AA	AMD0400
275/55R20	117V	11	31.26	11.69	2835@50	560AA	AMD0657
265/50R20	107V	11	30.47	10.91	2150@44	560AA	AMD0396
285/50R20	112V	11	31.26	11.69	2470@44	560AA	AMD0658

# COMMERCIAL LT

The **COMMERCIAL LT** is a commercial grade tire designed for hard working pickups and SUVs. Features a low rolling resistance tread compound and enhanced construction for long lasting durability.



## FEATURES & BENEFITS

- Solid center rib provides enhanced response and handling.
- Coupled shoulder elements provide support for high loads and resistance to irregular wear.
- Wide circumferential grooves and siping improves traction in wet and light snow conditions.
- Multi-Ply casing construction to handle heavy workloads.
- Double Steel Belted plies for increased puncture resistance and durability.
- Backed by our No Questions Asked, Limited Protection Policy.

**10**  
Sizes  
15" to 18"



All-Season

# COMMERCIAL LT



Size	LI/SR	LR/PR	Tread Depth	Overall Diameter	Section Width	Max Load @ PSI	Stock #
LT235/75R15	116/113Q	E/10	15	28.9	9.25	2755/2535@80	AMD2005
LT215/85R16	115/112Q	E/10	14	30.4	8.5	2680/2470@80	AMD2000
LT225/75R16	115/112Q	E/10	14	29.3	8.78	2680/2470@80	AMD2020
LT235/85R16	120/116Q	E/10	14	31.7	9.25	3042/2778@80	AMD2010
LT245/75R16	120/116Q	E/10	14	30.5	9.76	3042/2778@80	AMD2030
LT265/75R16	123/120Q	E/10	15	31.7	10.51	3415/3085@80	AMD2040
LT245/70R17	119/116Q	E/10	15	30.6	9.76	3000/2755@80	AMD2042
LT245/75R17	121/118Q	E/10	15	31.5	9.76	3195/2910@80	AMD2041
LT265/70R17	121/118Q	E/10	15	31.7	10.71	3195/2910@80	AMD2044
LT275/70R18	125/122Q	E/10	15	33.2	10.98	3640/3305@80	AMD2046

# RECON TRANSIT



The Recon Transit is a commercial van tire designed for the frequent start and stops of last mile delivery. The Recon Transit offers van owners the reliable performance and durable longevity they count on to keep rolling!

- Balanced 4-rib pattern provides confident response and handling.
- Optimized profile shape and pitch sequence reduces tread pattern noise for a quiet ride.
- Wide circumferential grooves and siping improves traction in wet and light snow conditions.
- Backed by our No Questions Asked, Limited Protection Policy.



Size	LI/SR	LR/PR	Tread Depth	Overall Diameter	Section Width	Max Load @ PSI	Stock #
185/60R15C	94/92T	C/6	12	23.7	7.4	1480/1390@54	AMD0311
235/65R16C	121/119R	E/10	12	28.0	9.5	3195/3000@83	AMD0410
195/75R16C	107/105R	D/8	12	27.5	7.7	2150/2040@69	AMD0412
225/75R16C	121/120R	E/10	12	29.3	8.8	3195/3085@83	AMD0438

# ALL-TERRAIN

The **ALL-TERRAIN** is a rugged and durable tire built for on and off-road adventures. Features an aggressive tread design and enhanced construction elements to deliver a stylish appearance and long-lasting performance.



## FEATURES & BENEFITS

- Chevron grooves provide biting edges for off-road traction in soft surfaces like mud, dirt, sand, and silt.
- Coupled tread elements improve stability and durability when off-road.
- Optimized siping improves traction in wet and light snow conditions.
- Variable circumferential grooves and multi-pitch shoulder design reduce highway noise and minimize hydroplaning.
- Backed by our No Questions Asked, Limited Protection Policy and a **55,000 mile** treadwear warranty.



# ALL-TERRAIN



Size	LI/SR	LR/PR	Tread Depth	Overall Diameter	Section Width	Max Load @ PSI	UTQG	Stock #
235/75R15	105T	-	12	28.9	9.3	2040@44	540AB	AMD0610
245/75R16	111T	-	12	30.5	9.8	2405@44	540AB	AMD0611
265/75R16	116T	-	12	31.7	10.5	2755@44	540AB	AMD0612
235/70R16	106T	-	12	29.0	9.5	2095@44	540AB	AMD0615
245/70R16	111T	XL	12	29.5	9.8	2405@50	540AB	AMD0620
255/70R16	111T	-	12	30.1	10.2	2405@44	540AB	AMD0625
265/70R16	112T	-	12	30.6	10.7	2470@44	540AB	AMD0630
245/70R17	110T	-	12	30.6	9.8	2335@44	540AB	AMD0631
265/70R17	115T	-	12	31.7	10.7	2680@44	540AB	AMD0635
285/70R17	117T	-	12	32.8	11.5	2835@44	540AB	AMD0633
245/65R17	107T	-	12	29.5	9.8	2150@44	540AB	AMD0640
265/65R17	112T	-	12	30.6	10.7	2470@44	540AB	AMD0645
265/70R18	116T	-	12	32.6	10.7	2755@44	540AB	AMD0517
275/65R18	116T	-	12	32.1	11.0	2755@44	540AB	AMD0518
265/60R18	110T	-	12	30.5	10.7	2335@44	540AB	AMD0522
275/60R20	115T	-	12	33.0	11.0	2680@44	540AB	AMD0519
275/55R20	117T	XL	12	31.9	11.2	2835@50	540AB	AMD0521
285/55R20	115T	-	12	32.4	11.7	2680@44	540AB	AMD0523
265/50R20	107T	-	12	30.5	10.9	2150@44	540AB	AMD0525
LT235/75R15	104/101S	C/6	14	28.9	9.3	1985/1820@50	-	AMD0423
LT215/85R16	115/112S	E/10	14	30.4	8.5	2680/2470@80	-	AMD0428
LT235/85R16	120/116S	E/10	15	31.7	9.3	3085/2755@80	-	AMD0429
LT225/75R16	115/112S	E/10	14	29.3	8.8	2680/2470@80	-	AMD0431
LT245/75R16	120/116S	E/10	15	30.5	9.8	3085/2755@80	-	AMD0432
LT265/75R16	123/120S	E/10	15	31.7	10.5	3415/3085@80	-	AMD0433
LT285/75R16	126/123S	E/10	15	32.8	11.5	3750/3415@80	-	AMD0436
LT265/70R17	121/118S	E/10	15	31.7	10.7	3195/2910@80	-	AMD0434
LT235/80R17	120/117S	E/10	15	31.8	9.3	3085/2835@80	-	AMD0650
LT245/75R17	121/118S	E/10	15	31.5	9.8	3195/2910@80	-	AMD0655
LT285/70R17	121/118S	E/10	15	32.8	11.5	3195/2910@80	-	AMD0437
30x9.50R15LT	104S	C/6	15	29.5	9.5	1985@50	-	AMD0430
31x10.50R15LT	109S	C/6	15	30.5	10.5	2270@50	-	AMD0450
35x12.50R17LT	121S	E/10	17	34.5	12.5	3195@65	-	AMD0451

# RUGGED A/TR<sup>R</sup>

The **RUGGED A/TR** is our next generation of aggressive all terrain tires designed for the most challenging of on and off-road adventures! The **RUGGED A/TR** offers year round capability and performance and is engineered for long lasting durability.



## FEATURES & BENEFITS

- Aggressive tread pattern provides superb off-road traction.
- Advanced 3D siping improves traction in wet conditions while maintaining element stability for off-road durability.
- Severe-weather rated 3PMSF with stud-able shoulder lugs for maximum winter performance.
- Rigid interior blocks support exceptional on and off road handling and tracking.
- Backed by our No Questions Asked, Limited Protection Policy and a **50,000 mile** treadwear warranty.

**50K**

Mile Limited  
Tread Wear

**37**

Sizes  
15" to 20"



All-Season



**3PMSF**

**3-PLY**

Construction  
(Select Sizes)

# RUGGED A/T<sup>R</sup>



Size	LI/SR	LR/PR	Tread Depth	Overall Diameter	Section Width	TSMI#	Max Load @ PSI	UTQG	Stock #
235/75R15	109T	XL	13	28.9	9.3	12	2271@50	500AB	AMD1701
235/70R16	109T	XL	13	29.0	9.5	12	2271@50	500AB	AMD1707
245/75R16	111T	-	13	30.5	9.8	12	2403@44	500AB	AMD1703
255/70R16	111T	-	13	30.1	10.2	12	2403@44	500AB	AMD1709
265/70R16	112T	-	13	30.6	10.7	12	2469@44	500AB	AMD1711
265/75R16	116T	-	13	31.7	10.5	12	2756@44	500AB	AMD1705
245/65R17	111T	XL	13	29.5	9.8	12	2403@50	500AB	AMD1717
245/70R17	110T	-	13	30.6	9.8	12	2337@44	500AB	AMD1713
265/70R17	115T	-	13	31.7	10.7	12	2679@44	500AB	AMD1715
265/60R18	114T	XL	13	30.5	10.7	12	2601@50	500AB	AMD1719
265/70R18	116T	-	13	32.6	10.7	12	2756@44	500AB	AMD1101
275/65R18	116T	XL	13	32.1	11.0	12	2756@50	500AB	AMD1106
265/50R20	111T	XL	13	30.5	10.9	12	2405@50	500AB	AMD1102
275/55R20	117T	XL	13	31.9	11.2	12	2833@50	500AB	AMD1721
275/60R20	116T	XL	13	33.0	11.0	12	2756@50	500AB	AMD1107
LT235/75R15	116/113S	E/10	16	28.9	9.3	15	2756/2535@80	-	AMD1723
LT215/85R16	115/112S	E/10	16	30.4	8.5	15	2680/2470@80	-	AMD1725
LT225/75R16	115/112S	E/10	16	29.3	8.8	15	2680/2470@80	-	AMD1729
LT235/85R16	120/116S	E/10	16	31.7	9.3	15	3042/2778@80	-	AMD1727
LT245/75R16	120/116S	E/10	16	30.5	9.8	15	3042/2778@80	-	AMD1731
LT265/75R16	123/120S	E/10	16	31.7	10.5	15	3415/3085@80	-	AMD1733
LT285/75R16	126/123S	E/10	16	32.8	11.3	15	3748/3417@80	-	AMD1735
LT235/80R17	120/117S	E/10	16	31.8	9.3	15	3085/2835@80	-	AMD1016
LT245/70R17	119/116S	E/10	16	30.6	9.8	15	3000/2756@80	-	AMD1739
LT245/75R17	121/118S	E/10	16	31.5	9.8	15	3197/2910@80	-	AMD1737
LT265/70R17	121/118S	E/10	16	31.7	10.7	15	3197/2910@80	-	AMD1741
LT285/70R17	121/118S	E/10	16	32.8	11.5	15	3197/2910@80	-	AMD1743
LT265/70R18	124/121S	E/10	16	32.6	10.7	15	3525/3195@80	-	AMD1104
LT275/65R18	123/120S	E/10	16	32.1	11.0	15	3415@3085@80	-	AMD1076
LT275/70R18	125/122S	E/10	16	33.2	11.0	15	3640/3305@80	-	AMD1078
LT285/65R18	125/122S	E/10	16	32.6	11.5	15	3640/3305@80	-	AMD1013
LT265/60R20	121/118S	E/10	16	32.5	10.7	15	3195/2910@80	-	AMD1074
LT275/65R20	126/123S	E/10	16	34.1	11.0	15	3750/3415@80	-	AMD1077
LT285/55R20	122/119S	E/10	16	32.4	11.7	15	3305/3000@80	-	AMD1108
31x10.50R15LT	109S	C/6	16	30.5	10.6	15	2270@50	-	AMD1745
33x12.50R20LT	114S	E/10	16	32.5	12.5	15	2600@65	-	AMD1747
35x12.50R20LT	121S	E/10	16	34.5	12.5	15	3195@65	-	AMD1749

# RUGGED M/T

The **RUGGED M/T** is a premium hi-void traction tire that delivers the ultimate in off-road traction. Designed and engineered for exceptional performance on mud, dirt, sand and gravel surfaces, the **RUGGED M/T** gets you where you're going!



## FEATURES & BENEFITS

- Durable 3-ply construction (on select sizes) enhances protection from off-road hazards and increases puncture resistance.
- Self-cleaning tread with integrated stone ejectors.
- The deep, functional buttress elements provide additional biting edges for improved traction in soft surfaces.
- Jointless spray nylon overwraps provide increased toughness and durability.
- Backed by our No Questions Asked, Limited Protection Policy.

**32**  
Sizes  
15" to 22"



**3-PLY**  
Construction  
(Select Sizes)



# RUGGED M/T



Size	LI/SR	LR/PR	Tread Depth	Overall Diameter	Section Width	Max Load @ PSI	Stock #
LT235/75R15	104/101Q	C/6	19	29.1	9.25	1985/1820@50	AMD2467
LT315/75R16	121/118Q	D/8	20	34.8	12.32	3195/2910@50	AMD2484
LT235/85R16	120/116Q	E/10	19	32.0	9.25	3085/2755@80	AMD2453
LT245/75R16	120/116Q	E/10	19	30.7	9.76	3085/2755@80	AMD2455
LT265/75R16	123/120Q	E/10	19	31.9	10.51	3415/3085@80	AMD2457
LT285/75R16	126/123Q	E/10	19	33.1	11.26	3750/3415@80	AMD2459
LT235/80R17	120/117Q	E/10	20	32.1	9.25	3085/2835@80	AMD2486
LT245/75R17	121/118Q	E/10	19	31.7	9.76	3195/2910@80	AMD2471
LT265/70R17	121/118Q	E/10	19	31.9	10.71	3195/2910@80	AMD2461
LT285/70R17	121/118Q	E/10	19	33.0	11.50	3195/2910@80	AMD2473
LT295/70R17	121/118Q	E/10	21	33.5	11.77	3195/2910@80	AMD2454
LT315/70R17	121/118Q	D/8	20	34.7	12.72	3195/2910@50	AMD2488
LT275/65R18	123/120Q	E/10	20	32.3	10.98	3415/3085@80	AMD2492
LT275/70R18	125/122Q	E/10	19	33.4	10.98	3640/3305@80	AMD2472
LT305/70R18	126/123Q	E/10	20	35.1	12.24	3750/3415@65	AMD2490
LT305/55R20	121/118Q	E/10	20	33.5	12.44	3195/2910@65	AMD2494
32X11.50R15LT	113Q	C/6	21	31.8	11.42	2535@50	AMD2496
30x9.50R15LT	104Q	C/6	19	29.8	9.45	1985@50	AMD2475
31x10.50R15LT	109Q	C/6	19	30.8	10.55	2270@50	AMD2463
33x12.50R15LT	108Q	C/6	21	32.8	12.52	2205@35	AMD2465
33X12.50R17LT	114Q	8	21	32.8	12.50	2600@50	AMD2300
37X12.50R17LT	124P	8	21	36.8	12.50	3525@50	AMD2302
35x12.50R17LT	121Q	D/8	21	34.8	12.52	3195@65	AMD2466
33X12.50 R18LT	122Q	D/8	21	32.8	12.52	3305@80	AMD2500
35X12.50 R18LT	128Q	E/10	21	34.8	12.52	3970@80	AMD2501
33X12.50 R20LT	119Q	F/12	19	32.8	12.52	3000@80	AMD2502
35X12.50 R20LT	125Q	F/12	21	34.8	12.52	3640@80	AMD2503
37X12.50 R20LT	128Q	F/12	21	36.8	12.52	3970@80	AMD2504
33X12.50 R22LT	114Q	F/12	21	32.8	12.52	2600@80	AMD2505
35X12.50 R22LT	121Q	F/12	21	34.8	12.52	3195@80	AMD2506
37X13.50 R22LT	128Q	F/12	21	36.8	13.58	3970@80	AMD2507

# ST RADIAL

The **ST RADIAL** trailer tire is engineered for the long haul. Designed with dependability and durability in mind, the **ST RADIAL** provides confidence and peace of mind for trailer owners.



## FEATURES & BENEFITS

- Staggered tread elements improve tire stability.
- Wide circumferential grooves provide excellent water evacuation to reduce hydroplaning.
- Backed by our No Questions Asked, Limited Protection Policy.

Size	LI/SR	LR/PR	Tread Depth	Overall Diameter	Section Width	Max Load @ PSI	Stock #
ST175/80R13	91/87L	C/6	9	24.0	6.97	1360/1200@50	AMD0500
ST205/75R14	100/96L	C/6	9	26.1	7.99	1760/1570@50	AMD0501
ST215/75R14	102/98L	C/6	9	26.7	8.50	1870/1650@50	AMD0502
ST205/75R15	101/97L	C/6	9	27.1	7.99	1820/1610@50	AMD0503
ST205/75R15	107/102L	D/8	9	27.1	7.99	2150/1870@65	AMD0504
ST225/75R15	113/108L	D/8	9	28.3	8.78	2540/2200@65	AMD0505
ST225/75R15	117/112L	E/10	9	28.3	8.78	2830/2470@80	AMD0506
ST235/80R16	124/120L	E/10	9	30.8	9.25	3520/3080@80	AMD0507

## AMERICUS TIRES LIMITED PROTECTION POLICY

Thank you for your interest in Americus brand tires for your vehicle. We are proud of the quality and performance of the wide range of Americus products and we understand that your continued satisfaction is essential to our success.

### ELIGIBILITY

This Limited Protection Policy applies to Americus brand passenger, light truck and specialty trailer tires purchased on or after January 1, 2020, or, in the absence of proof of purchase, tires with a manufacturing DOT code reading DOT 0120 or later. Eligible tires are covered by this Limited Protection Policy for up to 60 months from the date of purchase or tire manufacturer date. This Limited Protection Policy applies to the original owner of new Americus branded passenger, light truck and specialty trailer tires that are operated in normal service and used on the same vehicle on which they were originally installed according to the vehicle manufacturer's recommendations. Only Americus tires purchased and operated in the United States and Canada are covered by this Limited Protection Policy. For Americus branded product purchased thru an online retailer, a tire claim must go back to the original selling Americus dealer. The online retailer where the Americus branded product was purchased would need to facilitate the claim with that authorized Americus dealer on the consumer's behalf.

### WHAT IS COVERED BY OUR EXCLUSIVE NO QUESTIONS ASKED, 25/365 FREE REPLACEMENT LIMITED PROTECTION POLICY?

The Americus No Questions Asked, 25/365 Free Replacement Limited Protection Policy will fully cover (100% credit) all eligible Americus brand passenger, light truck and specialty trailer tires should one become unserviceable due to defective workmanship, materials, road hazard or a condition other than those listed below during the first 25% of usable treadwear or one year from date of purchase, whichever occurs first.

Tires not eligible for the No Questions Asked, 25/365 Free Replacement Limited Protection Policy that are removed from service due to a covered condition will be replaced with a comparable new Americus brand tire on a prorated basis for a period up to 60 months from the date of purchase or tire manufacturer date, or when the treadwear indicators become visible (worn to 2/32"), whichever occurs first.

### WHAT IS A COMPARABLE TIRE?

A comparable tire may be either the same line and pattern of tire or, in the event that the tire is not available, a tire of the same construction and quality with a different sidewall or tread configuration. If a higher priced tire is accepted as replacement, the difference in price will be at an additional charge to the owner. Any Americus brand replacement tire provided pursuant to this Limited Protection Policy will be covered by the Americus Limited Protection Policy in effect at the time of replacement.

### MILEAGE COVERAGE PLAN

If an eligible tire wears down to the treadwear indicator bars (2/32") and the tire has not delivered the miles specified below, Americus will provide a prorated adjustment based on actual mileage delivered. The cost of mounting, balancing and any other service charges including applicable taxes are excluded from reimbursement.

Pattern	Coverage Plan (Miles/Km)	25/365	Workmanship & Materials (Mo.)
Recon Sport	45,000/75,000	Yes	60
Recon Tour	70,000/115,000	Yes	60
Recon CUV	60,000/100,000	Yes	60
Commercial LT	N/A	Yes	60
Recon Transit	N/A	Yes	60
All Terrain	55,000/85,000	Yes	60
Rugged A/TR	50,000/80,000	Yes	60
Rugged M/T	N/A	Yes	60
ST Radial	N/A	Yes	36

The Mileage Coverage Plan applies only to the original purchaser and the tires have been used only on the vehicle on which they were originally installed according to the vehicle manufacturer's recommendations. The Mileage Coverage Plan does not apply to tires used in commercial applications. Tires that have not been rotated at least every 6,000 miles as evidenced by a completed rotation schedule are excluded. Likewise, tires in service for more than 60 months regardless of mileage attained are excluded.

### WHAT IS NOT COVERED BY THIS LIMITED PROTECTION POLICY?

- Improper operation or maintenance. This includes, but is not limited to, effects caused by improper tire inflation and/or improper load/speed practices and/or improper or insufficient tire rotation.
- Wear due to improper vehicle alignment including but not limited to, uneven, cupping, irregular, spotty and feathering wear
- Deliberate abuse or vandalism
- Ride or vibration complaint after the first 1/32" of treadwear
- Damage due to snow chain usage, improper mounting/dismounting or automotive accident
- Tires used in commercial applications are not eligible for 25/365 or Mileage coverage where applicable.

### OWNER'S OBLIGATIONS

To make an eligible claim under this Limited Protection Policy, tires must be rotated with the prescribed rotation patterns as recommended by either the vehicle owner's manual or an authorized Americus tire dealer. Owner must present an original tire sales invoice indicating the date of purchase, tire description and odometer mileage. Adjustment tires must be presented to an authorized Americus dealer and those tires replaced become the property of Americus Tires. Installation charges such as mounting, dismounting and balancing, as well as, any applicable taxes and government-mandated charges on the services rendered at the time of adjustment is the owner's responsibility. Adjustment claims must be completed on an approved claim form, supplied by an authorized Americus dealer, and submitted at time of adjustment.

### WHAT ARE YOUR LEGAL RIGHTS?

No Representative or Dealer has authority to make any representation, promise or agreement on behalf of Americus, except as stated herein.

Any tire, no matter how well constructed, may fail in service or otherwise become unserviceable due to conditions beyond the control of the tire manufacturer. Under no circumstances is this Limited Protection Policy a representation that a tire failure cannot occur. This Limited Protection Policy gives you specific legal rights and you may also have other rights that vary from state to state or province to province.

### DISCLAIMER

This Limited Protection Policy is in lieu of, and Americus Tires hereby disclaims, any and all other Limited Protection Policies and representations, express or implied, including without limitation any Protection Policy of merchantability of fitness for a particular purpose, and no other Limited Protection Policy or representation of any kind is made by Americus Tires or shall be implied by law. This Limited Protection Policy is subject to change without notice.

### LIMITATION OF DAMAGES

In no event and under no circumstance shall Americus Tires be liable to the buyer for any indirect, special, incidental, consequential, lost profit, loss of business, loss of goodwill or reputation, punitive or other damage, cost (including for replacement transportation), expense or loss of any kind. Some states and provinces do not allow the exclusion or limitation of incidental or consequential damages, so the above limitation or exclusion may not apply to you.

### AMERICUS TIRE CARE AND MAINTENANCE GUIDE

Proper inflation pressure is essential for optimum tire performance, safety, and fuel economy. Check for proper inflation pressure at least monthly while tires are cool, as tires will warm up from use after several miles so it is best to check before driving. Use a quality handheld accurate air pressure gauge. It is best to occasionally have your Americus tires inspected by a professional tire shop, as it is difficult to tell just by looking at radial tires whether they are under-inflated or over-inflated. Furthermore, when operating a vehicle equipped with radial tires, it is difficult to notice when a tire has gone flat or nearly flat since the handling of the vehicle may not deteriorate significantly. Remember to always maintain inflation pressure at the level recommended by the vehicle manufacturer as shown on the vehicle placard, on the vehicle certification label or in the vehicle owner's manual.

Evidence of air loss or repeated under-inflation always requires expert inspection to determine the source of leakage and tire removal to determine repairability. To avoid injury, NEVER attempt to re-inflate a tire that has been in operation severely under-inflated. Progressive air loss may result from a variety of conditions such as punctures, cuts, curbing, impacts or partial bead unsealing. Some installation or fitment causes for air loss are (1) incomplete bead seating, (2) tearing of the tire bead caused by a machine tool due to insufficient lubrication or improper adjustment, and (3) leaking valve core or rubber valve components. These should be corrected or replaced when problems are detected and/or whenever tires are replaced.

Under-inflation is the leading cause of tire failure and may result in severe cracking, component separation or complete loss of air. Under-inflation reduces tire load carrying capacity, allows for excessive sidewall flexing and increases rolling resistance, resulting in potential heat build-up and mechanical damage. Maintaining proper inflation pressure is the most important thing you can do to help promote tire safety, durability and maximize tread life.

Over-inflation will deteriorate ride quality, reduce braking ability and generate unwanted vibration. Over-inflation also increases the chances of impact damage.

### DON'T OVERLOAD YOUR VEHICLE

The maximum load capacity stamped on the sidewalls of P-metric tires is reduced by ten percent when used on a light truck, utility vehicle or trailer. Never fit P-metric tires to light trucks that specify LT-type replacement tires.



***AmericusTire.com***

***American Omni Trading Company***

***1221 Park West Green Dr. | Katy, TX 77493  
Corporate Phone | 281-600-TIRE  
American-Omni.com***