

DEESTONE

DURABLE SPECIALTY TIRES

**Works
hard.**



Since 1982, Deestone has become a leading manufacturer and international exporter of a wide range of tires. Located in Thailand, Deestone's design and engineering meet international standards, allowing them to supply premium quality tires to over 90 countries worldwide.

DEESTONEUSA.COM

- 2** Agriculture
- 8** ATV
- 14** Dumper
- 18** Forklift
- 22** Golf Cart
- 24** Industrial Equipment
- 28** Lawn + Garden
- 32** OTR
- 36** Skid Steer
- 40** Specialty Trailers
- 44** Bias Light Truck/Truck
- 50** Wheelbarrow
- 53** Warranty

A blue tractor is shown from a low angle, driving through a field of crop residue. The tractor's large, treaded tires are covered in mud, and a large splash of mud is visible on the left side. The sky is blue with scattered white clouds. The word "agriculture" is written in large, white, lowercase letters across the middle of the image.

agriculture

Deestone AG tires feature versatile multi-angle lugs that provide excellent grip, traction and self cleaning performance.

D308 Rear Farm

TIRE SIZE	LOAD INDEX / SPEED RTG	PR	TYPE	TD	OD	SW	RIM WIDTH	MAX LOAD @ PSI	AOT ITEM
15.5/80-24	157/145A8	12	T/L	48.4	48.8	15.5	13.00	9090@43	DS8751
15.5/80-24	163/151A8	16	T/L	48.4	48.8	15.5	13.00	10740@75	DS8754
16.5/85-24	162/150A8	12	T/L	48.4	52.0	16.4	13.00	10500@42	DS8760

- Pattern is engineered to provide excellent traction both on and off road
- Strong nylon casing ensures maximum durability
- Suitable for implement and industrial/construction applications



D312 Rear Farm

TIRE SIZE	LOAD INDEX / SPEED RTG	PR	TYPE	TD	OD	SW	RIM WIDTH	MAX LOAD @ PSI	AOT ITEM
D312A									
11.2-24	113A8	8	T/T	29.0	43.4	11.2	10.00	2540@36	DS8810
12.4-24	117A8	8	T/T	55.4	45.6	12.4	11.00	2830@32	DS8820
D312C									
14.9-24	119A8	6	T/L	46.6	49.8	14.9	13.00	3000@20	DS9815
D312D									
18.4-26	142A8	12	T/T	48.4	57.1	18.4	16.00	5840@32	DS8840
D312E									
13.6-24	120A8	8	T/L	44.1	47.6	13.6	12.00	3080@28	DS8816
18.4-30	135A8	8	T/T	36.3	61.1	18.4	16.00	4800@20	DS8845
18.4-30	145A8	12	T/T	36.3	61.1	18.4	16.00	6400@32	DS8846

- Angled lugs offer superior traction and enhance self cleaning property
- Round tire shape to reduce crop and soil damage
- Strong nylon casing ensures excellent durability



D314

TIRE SIZE	LOAD INDEX / SPEED RTG	PR	TYPE	TD	OD	SW	RIM WIDTH	MAX LOAD @ PSI	AOT ITEM
16.9-24	146A8	10	T/L	32.8	51.6	16.9	15.00	6610@32	DS8860
16.9-24	149A8	12	T/L	32.8	51.6	16.9	15.00	7160@38	DS8871
16.9-24	152A8	14	T/L	32.8	51.6	16.9	15.00	7825@46	DS8872
17.5L-24	148A8	12	T/L	32.8	48.9	17.5	15.00	6940@38	DS9835
19.5L-24	151A8	12	T/L	34.5	51.7	19.5	17.00	7600@34	DS9836
21L-24	155A8	12	T/L	35.0	54.3	21.0	18.00	8540@32	DS9809
18.4-26	156A8	12	T/L	34.0	56.1	18.4	16.00	8820@36	DS8880
16.9-28	152A8	12	T/L	33.9	55.5	16.9	15.00	7825@38	DS8879
16.9-28	160A8	18	T/L	33.9	55.5	16.9	15.00	9920@49	DS9879

- Extra wide, sturdy and overlapping lugs designed for industrial and construction operations
- Strong nylon casing ensures excellent durability and stability
- Advanced tread compound provides greater chip and wear resistance





D321 Rear Farm

TIRE SIZE	LOAD INDEX / SPEED RTG	PR	TYPE	TD	OD	SW	RIM WIDTH	MAX LOAD @ PSI	AOT ITEM
8.3-20	88A6	4	T/T	53.5	35.0	8.3	7.00	1235@24	DS8853
8.3-20	96A6	6	T/T	53.5	35.0	8.3	7.00	1560@35	DS8854
11.2-24	113A8	8	T/T	60.5	43.4	11.2	10.00	2540@36	DS8856
12.4-24	111A8	6	T/T	63.0	45.6	12.4	11.00	2400@24	DS8857
12.4-24	117A8	8	T/T	63.0	45.6	12.4	11.00	2830@32	DS8861
13.6-26	116A8	6	T/T	63.0	49.6	13.6	12.00	2760@22	DS8862
13.6-26	121A8	8	T/T	63.0	49.6	13.6	12.00	3200@28	DS8863

- 45° lugs designed for tractor
- Extra deep lugs provide excellent traction in wet and muddy soil with self cleaning property
- Strong nylon casing ensures excellent durability and stability
- Ideally suited for rice field and wet soil operations



D401 Front Farm

TIRE SIZE	LOAD INDEX / SPEED RTG	PR	TYPE	TD	OD	SW	RIM WIDTH	MAX LOAD @ PSI	AOT ITEM
3.50-6	33A6	4	T/T	9.1	14.0	4.1	3.00	254@35	DS5100
3.50-8	37A6	4	T/T	8.4	15.6	4.1	3.00	280@35	DS5102
4.00-8	30A6	2	T/T	8.4	17.1	4.4	3.00	234@17	DS5103
4.00-8	43A6	4	T/T	8.4	17.1	4.4	3.00	340@35	DS5106
4.00-10	48A6	4	T/T	8.4	19.1	4.4	3.00	395@35	DS5110
4.00-12	56A8	4	T/T	8.4	21.2	4.4	3.00	495@52	DS5115
5.60-13	68A8	6	T/T	15.7	25.2	5.9	4.00	695@56	DS5119
5.00-15	69A8	4	T/T	20.5	26.1	5.1	3.00	715@44	DS5120
5.00-15	75A8	6	T/T	20.5	26.1	5.1	3.00	855@56	DS5121
5.50-16	82A8	6	T/T	18.1	28.1	5.9	4.00	1050@56	DS5123
6.00-16	85A8	6	T/T	25.3	29.1	6.3	4.00	1140@52	DS5125
6.50-16	88A8	6	T/T	25.3	30.0	6.8	4.50	1230@48	DS5126
7.50-16	99A8	8	T/T	29.6	31.8	8.0	5.50	1710@56	DS5128
9.00-16	116A8	10	T/T	30.2	33.7	9.2	6.00	2740@57	DS5130
10.00-16	110A8	8	T/T	34.0	35.2	10.8	8.00	2340@44	DS5135
10.00-16	119A8	10	T/T	34.0	35.2	10.8	8.00	3000@50	DS5136
11.00-16	114A8	8	T/T	38.4	38.1	12.4	10.00	2600@40	DS5140
11.00-16	122A8	10	T/T	38.4	38.1	12.4	10.00	3305@45	DS5141
7.50-18	102A8	8	T/T	24.2	33.8	8.0	5.50	1870@56	DS5150
4.00-19	69A8	4	T/T	13.2	28.2	4.4	3.00	715@52	DS5153
6.00-19	93A8	8	T/T	27.7	32.0	6.5	4.50	1520@48	DS5155

- Designed for front tractor
- 3 rib design provides excellent steering performance
- Strong nylon casing ensures long-lasting wear and puncture resistance



D402 Tractor

TIRE SIZE	LOAD INDEX / SPEED RTG	PR	TYPE	TD	OD	SW	RIM WIDTH	MAX LOAD @ PSI	AOT ITEM
3.50-6	33A6	4	T/T	13.4	14.0	4.1	3.00	254@35	DS5200
4.00-8	43A6	4	T/T	14.5	17.1	4.4	3.00	340@35	DS5211
4.00-8	43A6	4	T/L	14.5	17.1	4.4	3.00	340@35	DS5212
4.00-10	48A6	4	T/T	14.5	19.1	4.4	3.00	395@35	DS5220
D402B									
6.00-14	81A8	6	T/T	17.6	26.5	6.6	4.00	1020@52	DS5260
7.50-16	103A8	8	T/T	29.0	31.7	8.1	5.50	1930@54	DS5280

- Pattern is engineered to give great traction on wet or dry surfaces
- Strong nylon casing ensures durability
- Large ground contact area enhances handling stability



D405 Tractor

TIRE SIZE	LOAD INDEX / SPEED RTG	PR	TYPE	TD	OD	SW	RIM WIDTH	MAX LOAD @ PSI	AOT ITEM
23X8.50-12	84A3	4	TL	17.6	22.6	8.4	7.00	1100@22	DS5240
23X8.50-12	93A3	6	TL	17.6	22.6	8.4	7.00	1430@34	DS5241
23X10.50-12	90A3	4	TL	18.1	22.8	10.4	8.50	1320@20	DS5245
23X10.50-12	100A3	6	TL	18.1	22.8	10.4	8.50	1760@32	DS5246
26X12.00-12	100A3	4	TL	22.7	25.5	12.1	10.50	1760@20	DS5251
26X12.00-12	104A3	6	TL	22.7	25.5	12.1	10.50	1985@34	DS5252
4.00-8	43A6	4	TT	21.4	17.1	4.4	3.00	340@35	DS5213

- Pattern is engineered to give great traction on wet or dry surfaces
- Strong nylon casing ensures durability
- Large ground contact area enhances handling stability



D407 Tractor

TIRE SIZE	LOAD INDEX / SPEED RTG	PR	TYPE	TD	OD	SW	RIM WIDTH	MAX LOAD @ PSI	AOT ITEM
13x5.00-6	52A3	4	T/L	9.7	12.6	4.8	3.50	440@40	DS5290
16X6.50-8	64A3	4	T/L	12.1	16.0	6.5	5.38	615@28	DS5291

- Pattern is engineered to give great traction on wet or dry surfaces
- Strong nylon casing ensures durability
- Large ground contact area enhances handling stability



D408 Tractor

TIRE SIZE	LOAD INDEX / SPEED RTG	PR	TYPE	TD	OD	SW	RIM WIDTH	MAX LOAD @ PSI	AOT ITEM
26X12.00-12	117A3	8	T/L	23.2	25.5	12.1	10.50	2835@48	DS5324
26X12.00-12	120A3	10	T/L	23.2	25.5	12.1	10.50	3085@60	DS5326

- Pattern is engineered to give great traction on wet or dry surfaces
- Strong nylon casing ensures durability
- Large ground contact area enhances handling stability

D413 Tractor

TIRE SIZE	LOAD INDEX / SPEED RTG	PR	TYPE	TD	OD	SW	RIM WIDTH	MAX LOAD @ PSI	AOT ITEM
5-12	55A6	4	T/T	29.0	20.8	5.0	4.00	495@34	DS9808
180/85D12	-/A6	4	T/T	30.2	24.1	6.8	5.00	595@23	DS8869
7-16	84A6	6	T/T	31.5	29.2	7.2	6.00	1100@36	DS8864
8-16	83A6	4	T/T	33.8	31.1	8.3	6.00	1070@18	DS8873
8-16	91A6	6	T/T	33.8	31.1	8.3	6.00	1360@28	DS9818

D413 G-1W

8-18	85A6	4	T/T	33.8	33.1	8.3	6.00	1140@18	DS8874
8-18	94A6	6	T/T	33.8	33.1	8.3	6.00	1480@28	DS8886

- Increased tread depth provides superior performance in wet and soft soil
- The lug angle enhances self cleaning property
- Strong nylon casing ensures maximum durability
- The rim guard is specially designed for wheel protection



D8301 Implement

TIRE SIZE	LOAD INDEX / SPEED RTG	PR	TYPE	TD	OD	SW	RIM WIDTH	MAX LOAD @ PSI	AOT ITEM
10.0/75-15.3	123/111A8	10	T/L	18.9	29.9	10.4	9.00	3415@57	DS5310
11.5/80-15.3	139/126A8	14	T/L	18.9	33.3	11.4	9.00	5350@69	DS5320
12.0/75-18	135/123A8	10	T/L	25.2	36.9	11.8	9.00	4800@47	DS5350
12.0/75-18 E4	139/126A8	12	T/L	25.2	36.9	11.8	9.00	5355@58	DS5355
12.0/75-18	143/140A8	14	T/L	25.2	36.9	11.8	9.00	6000@72	DS5360
12.5-18	128G	10	T/L	25.2	39.0	12.8	9.00	3970@43	DS5330
12.5-18 E4	131G	12	T/L	25.2	39.0	12.8	9.00	4300@51	DS5335
12.5-18 E4	136G	16	T/L	25.2	39.0	12.8	9.00	4940@65	DS5340

- Pattern is engineered to provide excellent traction both on and off road
- Strong nylon casing ensures maximum durability
- Suitable for implement and industrial/construction application

Stability

agriculture

AGRICULTURE ATV DUMPER FORKLIFT GOLF CART INDUSTRIAL EQUIPMENT LAWN + GARDEN OTR SKID STEER SPECIALTY TRAILER BIAS LIGHT TRUCK/TRUCK WHEELBARROW





atv

Deestone ATV tires feature an aggressive tread design for both exceptional traction and steady ride quality.

D928

TIRE SIZE	LOAD INDEX / SPEED RTG	PR	TYPE	TD	OD	SW	RIM WIDTH	MAX LOAD @ PSI	AOT ITEM
22x11.00-8	43F	4	T/L	17.0	22.0	11.1	9.00	340@5	DS7301

- Curved tractor-like lug provides excellent traction and self cleaning property
- 4-ply nylon construction ensures excellent puncture resistance



D929

TIRE SIZE	LOAD INDEX / SPEED RTG	PR	TYPE	TD	OD	SW	RIM WIDTH	MAX LOAD @ PSI	AOT ITEM
16x8.00-7	16F	4	T/L	12.0	16.0	8.0	6.50	157@5	DS7311
20x7.00-8	23F	4	T/L	12.0	20.0	7.0	5.50	195@5	DS7316
22x11.00-8	43F	4	T/L	15.0	22.0	11.1	9.00	340@5	DS7321
25x12.00-9	51F	4	T/L	17.0	25.0	12.0	9.50	430@5	DS7325

- Dimpled knob tread design delivers excellent handling and ride on a mix of terrains
- 4-ply nylon construction ensures excellent puncture resistance



D930

TIRE SIZE	LOAD INDEX / SPEED RTG	PR	TYPE	TD	OD	SW	RIM WIDTH	MAX LOAD @ PSI	AOT ITEM
16x6.50-8	12F	4	T/L	12.1	16.0	6.5	5.50	139@5	DS7330
22x11.00-8	43F	4	T/L	15.6	22.0	11.1	9.00	340@5	DS7341
22x11.00-9	43F	4	T/L	15.6	22.0	11.1	9.00	340@5	DS7345
25x12.00-9	51F	4	T/L	16.9	25.0	12.0	9.50	430@5	DS7350
22x11.00-10	42F	4	T/L	15.6	22.0	11.1	9.00	330@5	DS7360
24x11.00-10	47F	4	T/L	16.9	24.0	11.1	9.00	385@5	DS7365
25x12.00-10	51F	4	T/L	16.9	25.0	12.0	9.50	430@5	DS7371
23x8.00-11	33F	4	T/L	15.6	23.0	8.0	6.50	255@5	DS7375
24x9.00-11	40F	4	T/L	15.6	24.0	8.9	7.00	310@5	DS7380
24x10.00-11	43F	4	T/L	15.6	24.0	10.0	8.00	340@5	DS7383
25x8.00-12	38F	4	T/L	18.1	25.0	8.0	6.50	290@5	DS7386
25x10.00-12	45F	4	T/L	18.1	25.0	10.0	8.00	365@5	DS7391

- Curved tractor-like lug provides excellent traction and self cleaning property
- 4-ply nylon construction ensures excellent puncture resistance





D932 Swamp Witch

TIRE SIZE	LOAD INDEX / SPEED RTG	PR	TYPE	TD	OD	SW	RIM WIDTH	MAX LOAD @ PSI	AOT ITEM
22x11.00-9	48F	6	T/L	26.6	22.0	11.1	9.00	395@7	DS7425
25x12.00-9	56F	6	T/L	26.6	25.0	12.0	9.50	495@7	DS7427
22x11.00-10	47F	6	T/L	26.6	22.0	11.1	9.00	385@7	DS7429
24x11.00-10	52F	6	T/L	26.6	24.0	11.1	9.00	440@7	DS7431
25x12.00-10	56F	6	T/L	26.6	25.0	12.0	9.50	495@7	DS7433
25x8.00-12	43F	6	T/L	26.6	25.0	8.0	6.50	340@7	DS7395
25x10.00-12	50F	6	T/L	26.6	25.0	10.0	8.00	420@7	DS7396
26x10.00-12	52F	6	T/L	31.4	26.0	10.0	8.00	440@7	DS7397
26x12.00-12	58F	6	T/L	31.4	26.0	12.0	9.50	520@7	DS7398
27x10.00-12	56F	6	T/L	31.4	27.0	10.0	8.00	495@7	DS7399
27x12.00-12	60F	6	T/L	31.4	27.0	12.0	9.50	550@7	DS7400
28x10.00-12	57F	6	T/L	31.4	28.0	10.0	8.00	505@7	DS7401
28x12.00-12	61F	6	T/L	31.4	28.0	12.0	8.00	565@7	DS7402

- Aggressive directional tread design provides superior traction over a variety of terrain
- Center tread contact area gives a smooth ride
- Grooved lugs enhance self cleaning property
- 6-ply nylon construction provides exceptional durability



D933

TIRE SIZE	LOAD INDEX / SPEED RTG	PR	TYPE	TD	OD	SW	RIM WIDTH	MAX LOAD @ PSI	AOT ITEM
23X8.00-11	33F	4	T/L	18.1	23.0	8.0	6.50	255@5	DS7435
23X8.00-11	38F	6	T/L	18.1	23.0	8.0	6.50	290@7	DS7436
24X9.00-11	40F	4	T/L	19.3	24.0	8.9	7.00	310@5	DS7437
24X9.00-11	45F	6	T/L	19.3	24.0	8.9	7.00	365@7	DS7438
25X8.00-12	38F	4	T/L	19.3	25.0	8.0	6.50	290@5	DS7440
25X8.00-12	43F	6	T/L	19.3	25.0	8.0	6.50	340@7	DS7441
25X10.00-12	45F	4	T/L	19.3	25.0	10.0	8.00	365@5	DS7442
25X10.00-12	50F	6	T/L	19.3	25.0	10.0	8.00	420@7	DS7443

- Aggressive directional tread design provides superior traction over a variety of terrain
- Center tread contact area gives a smooth ride
- Grooved lugs enhance self cleaning property
- 4-ply and 6-ply nylon constructions provide optimum puncture resistance


Dependability



D936

TIRE SIZE	LOAD INDEX / SPEED RTG	PR	TYPE	TD	OD	SW	RIM WIDTH	MAX LOAD @ PSI	AOT ITEM
22X11.00-8	48F	6	T/L	19.3	22.0	11.1	9.00	395@7	DS7992
22X11.00-9	48F	6	T/L	19.3	22.0	11.1	9.00	395@7	DS7993
25X12.00-9	56F	6	T/L	19.3	25.0	12.0	9.50	495@7	DS8006
22X8.00-10	36F	6	T/L	19.3	22.0	8.0	6.50	275@7	DS7991
22X11.00-10	47F	6	T/L	19.3	22.0	11.1	9.00	385@7	DS7994
23X8.00-10	39F	6	T/L	18.1	23.0	8.0	6.50	300@7	DS7995
23X10.00-10	46F	6	T/L	18.1	23.0	10.0	8.00	375@7	DS7997
24X11.00-10	52F	6	T/L	19.3	24.0	11.1	9.00	440@7	DS8501
25X12.00-10	56F	6	T/L	19.3	25.0	12.0	9.50	495@7	DS8007
27X12.00-10	60F	6	T/L	36.3	27.0	12.0	9.50	550@7	DS8105
23X8.00-11	38F	6	T/L	19.3	23.0	8.0	6.50	290@7	DS7996
24X8.00-11	41F	6	T/L	18.1	24.0	8.0	6.50	320@7	DS7998
24X9.00-11	45F	6	T/L	19.3	24.0	8.9	7.00	365@7	DS7999
24X10.00-11	48F	6	T/L	18.1	24.0	10.0	8.00	395@7	DS8500
25X8.00-11	44F	6	T/L	19.3	25.0	8.0	6.50	355@7	DS8002
25X10.00-11	51F	6	T/L	19.3	25.0	10.0	8.00	430@7	DS8004
25X8.00-12	43F	6	T/L	19.3	25.0	8.0	6.50	340@7	DS8003
25X10.00-12	50F	6	T/L	19.3	25.0	10.0	8.00	420@7	DS8005
26X10.00-12	52F	6	T/L	36.3	26.0	10.0	8.00	440@7	DS8008
26X12.00-12	58F	6	T/L	36.3	26.0	12.0	9.50	520@7	DS8009
27X10.00-12	54F	6	T/L	36.3	27.0	10.0	8.00	467@7	DS8100
27X12.00-12	60F	6	T/L	36.3	27.0	12.0	9.50	550@7	DS8012
28X10.00-12	56F	6	T/L	36.3	28.0	10.0	8.00	495@7	DS8013
28X12.00-12	63F	6	T/L	36.3	28.0	12.0	8.00	599@7	DS8014

- Aggressive directional tread design provides superior traction over a variety of terrain
- Center tread contact area gives a smooth ride
- Grooved lugs enhance self cleaning property
- 6-ply nylon construction provides exceptional durability





D942 Trail Crusher

TIRE SIZE	LOAD INDEX / SPEED RTG	PR	TYPE	TD	OD	SW	RIM WIDTH	MAX LOAD @ PSI	AOT ITEM
AT25x8.00R12	43F	8	T/L	24.0	25.0	8.0	6.50	340@7	DSR0105
AT25x10.00R12	50F	8	T/L	24.0	25.0	10.0	8.00	420@7	DSR0130
AT26x9.00R12	49F	8	T/L	24.0	26.0	8.9	7.00	410@7	DSR0115
AT26x10.00R12	52F	8	T/L	24.0	26.0	10.0	8.00	440@7	DSR0135
AT26x11.00R12	55F	8	T/L	24.6	26.0	11.1	9.00	480@7	DSR0136
AT26x12.00R12	58F	8	T/L	24.0	26.0	12.0	9.50	520@7	DSR0140
AT27x9.00R12	52F	8	T/L	24.0	27.0	8.9	7.00	440@7	DSR0120
AT27x10.00R12	55F	8	T/L	24.6	27.0	9.3	7.00	485@7	DSR0122
AT27x12.00R12	60F	8	T/L	24.0	27.0	12.0	9.50	550@7	DSR0124
AT28x9.00R12	79F	8	T/L	24.0	28.0	8.9	7.00	955@7	DSR0125
AT28x10.00R12	84F	8	T/L	24.0	28.0	10.4	8.00	1090@7	DSR0128
AT26x9.00R14	48F	8	T/L	24.0	26.0	8.9	7.00	410@7	DSR0131
AT26x11.00R14	54F	8	T/L	24.0	26.0	11.1	9.00	465@7	DSR0134

- All-purpose ATV/UTV tire built to perform on multiple surfaces
- 8 ply radial construction provides exceptional stability and excellent puncture resistance



D943 Dirt Dragon

TIRE SIZE	LOAD INDEX / SPEED RTG	PR	TYPE	TD	OD	SW	RIM WIDTH	MAX LOAD @ PSI	AOT ITEM
22x12.00-8	51F	6	T/L	16.0	20.8	10.6	7.00	430@7	DS0320
22.5x10.00-8	45F	6	T/L	16.0	22.5	10.0	8.00	365@7	DS0310
25x13.00-9	59F	6	T/L	16.0	24.4	12.6	10.00	535@7	DS0325
20x10.00-10	68F	4	T/L	16.0	20.1	10.2	8.00	695@22	DS0330
22x9.50-10	71F	4	T/L	16.0	22.2	9.5	8.00	760@22	DS0335
22x11.00-10	77F	4	T/L	16.0	22.2	10.7	8.00	910@22	DS0340
23x11.00-10	79F	4	T/L	16.0	22.9	1.1	8.00	965@22	DS0345
24x9.50-10	76F	4	T/L	16.0	24.1	9.5	8.00	880@22	DS0350
24x10.50-10	81F	4	T/L	16.0	24.2	10.3	8.00	1020@24	DS0355
18x8.50-12	56F	4	T/L	16.0	18.0	7.8	7.00	495@22	DS0360
23x8.00-12	69F	4	T/L	16.0	23.0	7.8	6.00	715@24	DS0365
23x10.50-12	73F	4	T/L	16.0	22.8	10.4	8.50	800@20	DS0370
24x12.00-12	81F	4	T/L	16.0	24.0	12.0	9.50	1020@20	DS0380
25x8.00-12	74F	4	T/L	16.0	25.0	8.0	6.50	825@24	DS0385
25x9.00-12	74F	4	T/L	16.0	25.0	8.9	7.00	825@20	DS0390
25x10.50-12	82F	4	T/L	16.0	25.0	10.4	8.50	1050@24	DS0395

- Versatility for a mix of terrains and applications.
- 4 ply bias construction is engineered to ensure unmatched durability

Durability



D944 D-Force

TIRE SIZE	LOAD INDEX / SPEED RTG	PR	TYPE	TD	OD	SW	RIM WIDTH	MAX LOAD @ PSI	AOT ITEM
27x10.00-14	70J	6	T/L	25.2	27.0	10.0	8.00	740@12	DS2250
27x12.00-14	70J	6	T/L	25.2	27.0	12.0	9.50	740@12	DS2256

- Non-directional ATV/UTV tire
- 6 ply bias construction provides excellent puncture resistance
- Extra lug on the shoulder increases cornering traction and sidewall protection



D985 Outlaw MST

TIRE SIZE	LOAD INDEX / SPEED RTG	PR	TYPE	TD	OD	SW	RIM WIDTH	MAX LOAD @ PSI	AOT ITEM
22.5X12.00-9	52F	6	T/L	30.6	22.5	12.0	9.50	440@7	DS7984
25X9.00-12	47F	6	T/L	30.6	25.0	8.9	7.00	385@7	DS7980
25X11.00-12	53F	6	T/L	30.6	25.0	11.1	9.00	455@7	DS7981
26X9.50-12	50F	6	T/L	30.6	26.0	9.5	8.00	420@7	DS7982
26X12.00-12	58F	6	T/L	30.6	26.0	12.0	9.50	520@7	DS7983
27X9.50-12	53F	6	T/L	30.6	27.0	9.5	8.00	455@7	DS7480
27X12.00-12	60F	6	T/L	30.6	27.0	12.0	9.50	550@7	DS7986
28X9.50-12	55F	6	T/L	30.6	28.0	9.5	8.00	480@7	DS7985
28X12.00-12	63F	6	T/L	30.6	28.0	12.0	9.50	599@7	DS7990

- Aggressive directional tread design provides superior traction over a variety of terrain
- Center tread contact area gives a smooth ride
- 6-ply nylon construction provides exceptional durability





dumper

Deestone dumper tires feature open lug patterns for traction with solid construction and compounds for long tread-wear.

D203

TIRE SIZE	LOAD INDEX / SPEED RTG	PR	TYPE	TD	OD	SW	RIM WIDTH	MAX LOAD @ PSI	AOT ITEM
11.00-20	170A5	18	T/T	25.6	43.5	11.5	8.00	-	DS2161

- Specially designed for excavators in stony and hard terrains
- Tread design provides large ground contact area for superior longevity and stability
- Strong nylon casing ensures maximum durability



D302

TIRE SIZE	LOAD INDEX / SPEED RTG	PR	TYPE	TD	OD	SW	RIM WIDTH	MAX LOAD @ PSI	AOT ITEM
10.5-80-18	131/119A8	10	T/L	27.1	34.8	10.8	9.00	4300@53	DS5013
12.5/80-18	142/129A8	12	T/L	27.1	38.0	12.1	9.00	5840@53	DS5017

- Pattern is engineered to provide excellent traction both on and off road
- Strong nylon casing ensures maximum durability
- Suitable for implement and industrial/construction applications



D303

TIRE SIZE	LOAD INDEX / SPEED RTG	PR	TYPE	TD	OD	SW	RIM WIDTH	MAX LOAD @ PSI	AOT ITEM
15.0/55-17	134/122A8	10	T/L	31.4	33.5	15.4	13.00	4670@38	DS5060
10.5/80-18	131/119A8	10	T/L	27.7	34.8	10.8	9.00	4300@53	DS5014
12.5/80-18	142/129A8	12	T/L	33.8	38.0	12.1	9.00	5840@53	DS5056
16.0/70-20	154/142A8	14	T/L	37.9	42.3	16.5	14.00	8265@51	DS5058
405/70-24	152B	14	T/L	42.3	46.3	16.5	14.00	7800@70	DS5061

- Specially designed for wheel loaders
- Pattern is engineered to provide excellent traction and self cleaning
- Strong nylon casing ensures maximum durability





D309

TIRE SIZE	LOAD INDEX / SPEED RTG	PR	TYPE	TD	OD	SW	RIM WIDTH	MAX LOAD @ PSI	AOT ITEM
10.00-20	164A5	16	T/T	19.3	42.3	10.9	7.50	11000@130	DS6180

- Specially designed for excavators
- Pattern is engineered to provide superior traction and self cleaning
- Strong nylon casing ensures maximum durability



D403

TIRE SIZE	LOAD INDEX / SPEED RTG	PR	TYPE	TD	OD	SW	RIM WIDTH	MAX LOAD @ PSI	AOT ITEM
10.0/75-15.3	119/106A8	8	T/T	25.3	29.9	10.4	9.00	3000@45	DS5270
10.0/75-15.3	119/106A8	8	T/L	25.3	29.9	10.4	9.00	3000@45	DS5271
11.5/80-15.3	126/114A8	8	T/T	27.7	33.3	11.4	9.00	3745@39	DS5275
11.5/80-15.3	126/114A8	8	T/L	27.7	33.3	11.4	9.00	3745@39	DS5277
405/70-20	154/142A8	14	T/L	32.8	42.3	16.5	14.00	8265@51	DS9820
10.0/75-15.3	123/111A8	10	T/L	25.3	29.9	10.4	9.00	3415@57	DS5272

- Pattern is engineered to provide excellent traction both on and off road
- Strong nylon casing ensures maximum durability
- Suitable for implement and industrial/construction applications

Strength

dumper

AGRICULTURE ATV **DUMPER** FORKLIFT GOLF CART INDUSTRIAL EQUIPMENT LAWN + GARDEN OTR SKID STEER SPECIALTY TRAILER BLAS LIGHT TRUCK/TRUCK WHEELBARROW





forklift

Deestone builds a variety of tires for forklifts that resist abrasions for durable performance providing long life and less down time.



D301

TIRE SIZE	LOAD INDEX / SPEED RTG	PR	TYPE	TD	OD	SW	RIM WIDTH	MAX LOAD @ PSI	AOT ITEM
18x7-8	-	16	T/T	16.9	18.3	6.6	4.33	3615@145	DS6001
21x8-9	-	14	T/T	23.2	21.0	8.0	6.00	4660@145	DS9819
4.00-8	-	8	T/T	17.5	16.3	4.5	3.25	1477@130	DS8867
5.00-8	-	8	T/T	16.0	18.5	5.2	3.00	1830@115	DS6019
6.90/6.00-9	-	10	T/T	17.9	21.5	6.3	4.00	3340@125	DS6015
6.50-10	-	10	T/T	19.9	23.5	7.0	5.00	3805@115	DS6020
7.50-10	-	12	T/T	22.9	25.5	8.0	5.50	5090@120	DS6021
7.00-12	-	12	T/T	22.9	26.9	7.6	5.00	5395@125	DS6025
7.00-12	-	14	T/T	22.9	26.9	7.6	5.00	5885@145	DS6026
7.00L-15	-	12	T/T	22.9	28.8	7.8	5.50	6185@125	DS6031
7.00-15	-	12	T/T	22.9	30.0	8.0	6.00	6245@125	DS6030
7.50-15 [30"]	-	12	T/T	22.9	30.0	8.0	6.00	6245@125	DS6035
7.50-15 [30"]	-	14	T/T	22.9	30.0	8.0	6.00	7725@140	DS6037
7.50-15 [32"]	-	12	T/T	22.9	31.8	8.5	6.00	6920@115	DS6036
8.15-15	-	12	T/T	24.9	27.8	8.7	7.00	6190@120	DS6040
8.15-15	-	14	T/T	24.9	27.8	8.7	7.00	6775@140	DS6041
8.25-15	-	12	T/T	22.9	33.3	9.3	6.50	7810@105	DS6045
8.25-15	-	14	T/T	22.9	33.3	9.3	6.50	8445@120	DS6046
250-15	-	18	T/T	24.6	28.9	9.8	7.50	9050@150	DS6048
300-15	-	20	T/T	26.1	33.1	11.8	8.00	13100@135	DS6049

- The deep tread offers longer tread life and minimizes the risk of punctures
- Strong casing and thick sidewall ensures excellent durability
- Advanced tread compound provides greater chip and tear resistance
- Specially designed for forklift and material handling equipments

D306

TIRE SIZE	LOAD INDEX / SPEED RTG	PR	TYPE	TD	OD	SW	RIM WIDTH	MAX LOAD @ PSI	AOT ITEM
5.00-8	-	-	SOLID	29.0	18.0	5.63	3.25A	3120	DS6158
6.00-9	-	-	SOLID	30.2	20.8	6.8	4.00E	4155	DS6156
6.50-10	-	-	SOLID	32.1	22.7	7.5	5.00F	5160	DS6159
7.00-12	-	-	SOLID	33.8	25.9	8.1	5.00S	6435	DS6157
5.00-8	-	8	T/T	16.3	18.5	5.2	3.00	1830@115	DS6121
6.00-9	-	10	T/T	18.9	21.5	6.3	4.00	3340@125	DS6125
6.50-10	-	12	T/T	19.3	23.5	7.0	5.00	4260@140	DS6130
7.00-12	-	14	T/T	19.5	26.9	7.6	5.00	5885@145	DS6135
7.00-15	-	14	T/T	19.4	30.0	8.0	6.00	6810@145	DS6141
7.50-15	-	14	T/T	20.2	31.8	8.5	6.00	7725@140	DS6145
8.15-15	-	14	T/T	19.5	27.8	8.7	7.00	6775@140	DS6150
8.25-15	-	14	T/T	19.5	33.3	9.3	6.50	8445@120	DS6155

- Solid Type: Advanced tread and cushion compounds enhance long-lasting wear
- T/T Type: The deep tread offers longer tread life and minimizes the risk of punctures
- T/T Type: Heavy duty sidewall with rim guard gives protection against damages





D307

TIRE SIZE	LOAD INDEX / SPEED RTG	PR	TYPE	TD	OD	SW	RIM WIDTH	MAX LOAD @ PSI	AOT ITEM
5.00-8	-	-	SOLID	21.9	18.0	5.6	3.25A	3120	DS6060
6.00-9	-	-	SOLID	23.9	20.8	6.8	4.00E	4155	DS6065
6.50-10	-	-	SOLID	27.0	22.7	7.5	5.00F	5160	DS6070
7.00-12	-	-	SOLID	27.0	25.9	8.1	5.00S	6435	DS6076
8.15-15	-	-	SOLID	30.0	27.3	9.2	6.50	7590	DS6080

- Advanced tread and cushion compounds enhance long-lasting wear
- Tread design offers low rolling resistance and superior handling
- Large ground contact area ensures greater stability and load-ability




D324

TIRE SIZE	LOAD INDEX / SPEED RTG	PR	TYPE	TD	OD	SW	RIM WIDTH	MAX LOAD @ PSI	AOT ITEM
18.00-25(E-4)	214A5	40	T/L	82.0	65.7	19.9	13.00	46720@150	DS8045

- Sturdy lug with extra deep tread enhances tread life and greater traction
- Heavy duty nylon casing provides greater loading capability
- Extra thick sidewall gives excellent stability and resists side impact under heavy load operation
- Advanced tread compound improves cut and wear resistance

Reliability



forklift

AGRICULTURE ATV DUMPER **FORKLIFT** GOLF CART INDUSTRIAL EQUIPMENT LAWN + GARDEN OTR SKID STEER SPECIALTY TRAILER BIAS LIGHT TRUCK/ TRUCK WHEELBARROW



A photograph of a white golf cart with a tan canopy, carrying two people (a man and a woman) on a golf course. The cart is filled with golf clubs. The scene is set during sunset, with a warm, golden glow and long shadows cast across the grass. The background shows a line of trees under a clear sky.

golf cart

Deestone golf cart tires feature a smooth quiet-riding tread pattern providing a combination of traction, stability and durability.

D258

TIRE SIZE	LOAD INDEX / SPEED RTG	PR	TYPE	TD	OD	SW	RIM WIDTH	MAX LOAD @ PSI	AOT ITEM
205/50-10	67A3	4	T/L	10.8	18.1	8.1	6.50	675@30	DS7601

- Modern tread design provides optimum ground contact without damaging grass structure
- Strong nylon construction ensures durability



D270

TIRE SIZE	LOAD INDEX / SPEED RTG	PR	TYPE	TD	OD	SW	RIM WIDTH	MAX LOAD @ PSI	AOT ITEM
18x8.50-8	74A3	4	T/L	7.8	17.7	8.4	7.00	825@22	DS7096

- Specially designed for golf carts and utility carts
- Wide and flat tread offers optimum ground contact without damaging grass structure
- Strong nylon construction ensures durability



D271

TIRE SIZE	LOAD INDEX / SPEED RTG	PR	TYPE	TD	OD	SW	RIM WIDTH	MAX LOAD @ PSI	AOT ITEM
19x8.00-10	A3	4	T/L	6.9	19.2	7.8	6.00	1290@22	DS7130
165/60-12	A3	6	T/L	6.9	20.3	6.8	6.00	1125@45	DS7131
190/50-12	A3	4	T/L	6.9	19.6	7.1	6.00	870@26	DS7132

- Specially designed for golf carts and utility carts
- Small block tread design provides superior traction
- Strong nylon construction ensures durability



A large yellow industrial truck is shown from a low angle, carrying a massive, multi-layered metal beam. The beam is heavily rusted and has several layers of metal plates bolted together. The truck's large, treaded tires are visible in the foreground. The background shows a blue sky with some clouds and a corrugated metal roof structure.

industrial equipment

Deestone designs multi-rib industrial tires with high flotation and grip for a wide range of equipment and various soil conditions.

Industrial equipment

AGRICULTURE ATV DUMPER FORKLIFT GOLF CART INDUSTRIAL EQUIPMENT LAWN + GARDEN OTR SKID STEER SPECIALTY TRAILER BLAS LIGHT TRUCK TRUCK WHEELBARROW

D256

TIRE SIZE	LOAD INDEX / SPEED RTG	PR	TYPE	TD	OD	SW	RIM WIDTH	MAX LOAD @ PSI	AOT ITEM
4.10/3.50-4	47A3	4	T/T	5.7	10.6	4.0	3.25	390@85	DS7006
4.10/3.50-4	47A3	4	T/L	5.7	10.6	4.0	3.25	390@85	DS7201
4.80/4.00-8	80A3	4	T/L	6.6	16.7	4.3	2.50	765@70	DS9839

- Stud tread design offers great traction on drive and free wheels
- Strong nylon construction ensures durability



D257

TIRE SIZE	LOAD INDEX / SPEED RTG	PR	TYPE	TD	OD	SW	RIM WIDTH	MAX LOAD @ PSI	AOT ITEM
3.00-4	52A3	4	T/T	3.5	10.1	3.3	2.25	440@50	DS7196

- Stud tread design offers great traction on drive and free wheels
- Strong nylon construction ensures durability



D289

TIRE SIZE	LOAD INDEX / SPEED RTG	PR	TYPE	TD	OD	SW	RIM WIDTH	MAX LOAD @ PSI	AOT ITEM
4.10/3.50-4	47A3	4	T/T	4.2	10.6	4.0	3.25	390@85	DS7143
4.10/3.50-4	47A3	4	T/L	4.2	10.6	4.0	3.25	390@85	DS7200
4.80/4.00-8	71A3	4	T/L	5.2	16.7	4.3	2.50	765@70	DS7204

- Sawtooth tread design offers optimum ground contact without damaging grass structure
- Strong nylon construction ensures durability





D315

TIRE SIZE	LOAD INDEX / SPEED RTG	PR	TYPE	TD	OD	SW	RIM WIDTH	MAX LOAD @ PSI	AOT ITEM
11.5/80-15.3	139/126A8	14	T/L	12.1	33.3	11.4	9.00	5355@69	DS6100
12.5/80-15.3	142/129A8	14	T/L	13.4	35.0	12.1	9.00	5840@63	DS6101

- Tread pattern is engineered to minimize soil compaction
- Strong nylon casing ensured maximum durability
- Suitable for agricultural implement and trailer applications



D412

TIRE SIZE	LOAD INDEX / SPEED RTG	PR	TYPE	TD	OD	SW	RIM WIDTH	MAX LOAD @ PSI	AOT ITEM
11L-15	118B	10	T/L	15.7	30.6	11.0	8.00	2910@44	DS8825
11L-15	121B	12	T/L	15.7	30.6	11.0	8.00	3200@52	DS8826
11L-16	119B	10	T/L	15.7	31.6	11.0	8.00	3000@44	DS9832
11L-16	122B	12	T/L	15.7	31.6	11.0	8.00	3300@52	DS8831

- Tread pattern is engineered to minimize soil compaction
- Strong nylon casing ensured maximum durability
- Suitable for agricultural implement and trailer applications



D603

TIRE SIZE	LOAD INDEX / SPEED RTG	PR	TYPE	TD	OD	SW	RIM WIDTH	MAX LOAD @ PSI	AOT ITEM
2.50-4	28A3	4	T/T	3.5	8.5	2.4	1.50	220@50	DS7186
3.00-4	29A3	2	T/L	4.2	10.1	3.3	2.25	227@30	DS9814
3.00-4	29A3	2	T/T	4.2	10.1	3.3	2.25	227@30	DS7190
3.00-4	52A3	4	T/L	4.2	10.1	3.3	2.25	440@50	DS7193
3.00-4	52A3	4	T/T	4.2	10.1	3.3	2.25	440@50	DS7192

- Lug tread design offers great traction
- Strong nylon construction ensures durability

Tough





D604

TIRE SIZE	LOAD INDEX / SPEED RTG	PR	TYPE	TD	OD	SW	RIM WIDTH	MAX LOAD @ PSI	AOT ITEM
4.10/3.50-5	-A3	2	T/T	6.2	11.6	4.0	3.25	285@40	DS7205
4.10/3.50-5	52A3	4	T/T	6.2	11.6	4.0	3.25	445@85	DS7206

- Block tread design offers great traction on sandy surface
- Strong nylon construction ensures durability



D605

TIRE SIZE	LOAD INDEX / SPEED RTG	PR	TYPE	TD	OD	SW	RIM WIDTH	MAX LOAD @ PSI	AOT ITEM
4.10/3.50-6	-A3	4	T/T	2.0	12.6	4.0	3.25	495@85	DS9827

- Block tread design offers great traction on sandy surface
- Strong nylon construction ensures durability





lawn + garden

Deestone features specialized lawn and garden tires with multi-traction, high-flotation patterns for a variety of applications.

Lawn + garden

AGRICULTURE ATV DUMPER FORKLIFT GOLF CART INDUSTRIAL EQUIPMENT **LAWN + GARDEN** OTR SKID STEER SPECIALTY TRAILER BIAS LIGHT TRUCK/TRUCK WHEELBARRROW

D265

TIRE SIZE	LOAD INDEX / SPEED RTG	PR	TYPE	TD	OD	SW	RIM WIDTH	MAX LOAD @ PSI	AOT ITEM
4.00-4	43A3	4	T/L	4.9	10.4	3.9	3.50	340@48	DS7001
4.10/3.50-4	43A3	4	T/L	4.4	10.6	4.0	3.25	340@48	DS7011
11X4.00-4	43A3	4	T/L	2.8	11.0	4.0	3.25	340@48	DS7012
11X4.00-5	42A3	4	T/L	3.1	10.7	4.1	3.00	325@46	DS7016
13x5.00-6	52A3	4	T/L	3.5	12.6	4.8	3.50	440@40	DS7021
13x6.50-6	55A3	4	T/L	3.8	13.0	6.4	5.00	480@18	DS7029
15x6.00-6	61A3	4	T/L	4.0	14.4	6.1	4.50	570@30	DS7026
4.80/4.00-8	66A3	4	T/L	6.3	16.7	4.8	3.75	660@40	DS7008
16X6.50-8	64A3	4	T/L	6.3	16.0	6.5	5.375	620@28	DS7031
16x7.50-8	69A3	4	T/L	4.8	16.2	7.4	5.375	710@24	DS9821
18x6.50-8	71A3	4	T/L	6.0	18.0	6.4	5.00	760@28	DS7033
18x8.50-8	74A3	4	T/L	7.2	17.7	8.4	7.00	825@22	DS7037
18x9.50-8	78A3	4	T/L	7.2	18.2	9.3	7.00	935@20	DS9822
20X10.00-10	86A3	4	T/L	6.7	20.0	10.0	8.00	1170@22	DS7045
20X10.00-8	87A3	4	T/L	7.8	20.0	10.0	8.00	1200@22	DS7043
20x8.00-8	79A3	4	T/L	5.7	20.0	8.0	6.50	965@22	DS9823
23X10.50-12	90A3	4	T/L	7.6	22.8	10.4	8.50	1320@20	DS7083
23X8.50-12	84A3	4	T/L	6.6	22.6	8.4	7.00	1100@22	DS7047
23X9.50-12	88A3	4	T/L	6.9	22.7	9.3	7.00	1230@22	DS7081
24x12.00-12	99A3	4	T/L	7.8	24.0	12.0	9.50	1710@20	DS7051
26X12.00-12	100A3	4	T/L	8.4	25.5	12.1	10.50	1760@20	DS7084
26X12.00-12	109A3	6	T/L	8.4	25.5	12.1	10.50	2270@30	DS7085

- Classic chevron tread pattern enhances traction and stability
- Strong nylon construction ensures durability
- Wide tread provides optimum ground contact without damaging grass structure



D266

TIRE SIZE	LOAD INDEX / SPEED RTG	PR	TYPE	TD	OD	SW	RIM WIDTH	MAX LOAD @ PSI	AOT ITEM
11X4.00-5	42A3	4	T/L	3.1	10.7	4.1	3.00	330@46	DS9824
15x6.00-6	61A3	4	T/L	4.0	14.4	6.1	4.50	565@30	DS9803
16X6.50-8	64A3	4	T/L	4.7	16.0	6.5	5.38	620@28	DS7058
18x7.50-8	73A3	4	T/L	6.0	18.0	7.5	6.00	805@24	DS7060
18x8.50-8	74A3	4	T/L	5.4	17.7	8.4	7.00	825@22	DS7056
18x9.50-8	78A3	4	T/L	7.8	18.2	9.3	7.00	935@20	DS9825
20X10.00-8	87A3	4	T/L	7.8	20.0	10.0	8.00	1200@22	DS7066
20X10.00-10	86A3	4	T/L	7.8	20.0	10.0	8.00	1170@22	DS7070
20X10.00-10	89A3	6	T/L	7.8	20.0	10.0	8.00	1280@34	DS7067
23X10.50-12	90A3	4	T/L	6.3	22.8	10.4	8.50	1320@20	DS7069

- Round shoulder and wide tread provides minimum ground and turf damage
- Strong nylon construction ensures durability





D267

TIRE SIZE	LOAD INDEX / SPEED RTG	PR	TYPE	TD	OD	SW	RIM WIDTH	MAX LOAD @ PSI	AOT ITEM
22x11.00-8	94A3	4	T/L	7.2	22.0	10.9	8.50	1480@22	DS7091

- Round shoulder and wide tread provides minimum ground and turf damage
- Strong nylon construction ensures durability



D837

TIRE SIZE	LOAD INDEX / SPEED RTG	PR	TYPE	TD	OD	SW	RIM WIDTH	MAX LOAD @ PSI	AOT ITEM
11x4.00-4	29A3	2	T/L	2.8	11.0	4.0	3.25	225@24	DS7208
11x4.00-4	43A3	4	T/L	2.8	11.0	4.0	3.25	340@48	DS7209
11x4.00-5	26A3	2	T/L	3.1	10.7	4.1	3.00	210@22	DS9811
11x4.00-5	42A3	4	T/L	3.1	10.7	4.1	3.00	330@46	DS9838
13x5.00-6	52A3	4	T/L	3.5	12.6	4.8	3.50	440@40	DS7211
13x6.50-6	55A3	4	T/L	3.8	13.0	6.4	5.00	480@28	DS9805
15x6.00-6	61A3	4	T/L	4.0	14.4	6.1	4.50	565@30	DS7216
15x6.00-6	72A3	6	T/L	4.0	14.4	6.1	4.50	782@46	DS9826
16x6.50-8	64A3	4	T/L	4.7	16.0	6.5	5.38	620@28	DS7221
18x8.50-8	74A3	4	T/L	5.4	17.7	8.4	7.00	825@22	DS7226

- Rib tread pattern provides exceptional stability
- Strong nylon construction ensures durability
- Wide and flat profile provides minimum ground and turf damage



D838

TIRE SIZE	LOAD INDEX / SPEED RTG	PR	TYPE	TD	OD	SW	RIM WIDTH	MAX LOAD @ PSI	AOT ITEM
16x6.50-8	64A3	4	T/L	9.1	16.0	6.5	5.375	615@28	DS7119
18x8.50-8	74A3	4	T/L	9.1	17.7	8.4	7.00	825@22	DS7118
23X9.50-12	96A3	6	T/L	10.3	22.7	9.3	7.00	1565@30	DS7117
23X10.50-12	100A3	6	T/L	10.3	22.8	10.4	8.50	1765@32	DS7116
24x12.00-12	109A3	6	T/L	10.3	24.0	12.0	9.50	2270@32	DS7115

- Diagonal "S" tread pattern enhances exceptional traction and stability
- Greater tread depth and strong nylon construction ensures durability
- Wide and flat profile provides minimum ground and turf damage

lawn + garden

AGRICULTURE ATV DIMPER FORKLIFT GOLF CART INDUSTRIAL EQUIPMENT **LAWN + GARDEN** OTR SKID STEER SPECIALTY TRAILER BIAS LIGHT TRUCK/TRUCK WHEELBARROW



A yellow front loader is shown in a desert landscape under a dramatic, sunset sky. The machine is positioned in the foreground, angled towards the right. Its large, treaded OTR tires are the central focus, showing signs of use. The loader's bucket is partially visible on the right side. The background consists of a flat, arid plain extending to a low horizon under a sky with soft, orange and purple hues.

otr

Deestone OTR tires withstand the demands of the toughest jobs, resisting punctures to minimize flats and down time.

D310 Grader G-2

TIRE SIZE	LOAD INDEX / SPEED RTG	PR	TYPE	TD	OD	SW	RIM WIDTH	MAX LOAD @ PSI	AOT ITEM
13.00-24	143A8	12	T/T	30.2	50.3	13.1	8.00 TG	6000@44	DS8010
13.00-24	143A8	12	T/L	30.2	50.3	13.1	8.00 TG	6000@44	DS8011
14.00-24	147A8	12	T/T	34.0	53.1	14.3	8.00 TG	6775@36	DS8020
14.00-24	147A8	12	T/L	34.0	53.1	14.3	8.00	6775@36	DS8024
14.00-24	153A8	16	T/T	34.0	53.1	14.3	8.00	8050@51	DS8023
14.00-24	153A8	16	T/L	34.0	53.1	14.3	8.00	8050@51	DS8025

- Traction tread pattern provides powerful traction and enhances self cleaning property
- Special cut and chip resistance compound minimizes tire wear, cuts and bruises
- Strong nylon casing ensures excellent durability



D313 Earth Moving E3/L3

TIRE SIZE	LOAD INDEX / SPEED RTG	PR	TYPE	TD	OD	SW	RIM WIDTH	MAX LOAD @ PSI	AOT ITEM
14.00-24	165B	24	T/L	31.5	53.9	14.8	10.00	11350@83	DS8033
14.00-24	168B	28	T/L	31.5	53.9	14.8	10.00	12340@94	DS8037
14.00-24	165B	24	T/T	31.5	53.9	14.8	10.00	11350@83	DS8028
14.00-24	168B	28	T/T	31.5	53.9	14.8	10.00	12340@94	DS8048
15.5-25	149B	12	T/L	31.9	50.3	15.5	12.00	7150@36	DS8021
16.00-25 [E-4]	174B	28	T/L	63.0	61.1	17.0	11.25	14800@83	DS8058
16.00-25 [E-4]	177B	32	T/L	63.0	61.1	17.0	11.25	16100@94	DS8049
17.5-25	158B	16	T/L	36.7	53.1	17.5	14.00	9350@44	DS8022
17.5-25	164B	20	T/L	36.7	53.1	17.5	14.00	11000@58	DS8029
20.5-25	170B	20	T/L	40.1	58.8	20.5	17.00	13200@47	DS8030
23.5-25	177B	20	T/L	52.0	63.7	23.5	19.50	16100@44	DS8032
26.5-25	188B	28	T/L	48.4	68.9	26.5	22.00	22000@51	DS9806
29.5-25	193B	28	T/L	44.6	73.8	29.5	25.00	25400@47	DS8038

- The non-directional tread designed to prevent cuts caused by sharp rock
- Large ground contact area provides high wear resistance
- Increased tread depth and strong nylon casing ensures excellent durability



D318 Loader & Dozer G2

TIRE SIZE	LOAD INDEX / SPEED RTG	PR	TYPE	TD	OD	SW	RIM WIDTH	MAX LOAD @ PSI	AOT ITEM
15.5-25	168A2	12	T/L	30.6	50.3	15.5	12.00	12300@58	DS9807
17.5-25	177A2	16	T/L	34.9	53.1	17.5	14.00	16100@69	DS8041
20.5-25	181A2	16	T/L	40.4	58.8	20.2	17.00	18200@51	DS8043
20.5-25	186A2	20	T/L	40.4	58.8	20.5	17.00	20900@65	DS8042

- Wide directional lugs provide superior traction and enhance self cleaning property
- Flat tread profile promotes even wear and improves tread life
- Strong nylon casing ensures excellent durability





D319 Earth Moving E3

TIRE SIZE	LOAD INDEX / SPEED RTG	PR	TYPE	TD	OD	SW	RIM WIDTH	MAX LOAD @ PSI	AOT ITEM
23.5-25	177B	20	T/L	45.5	63.7	23.5	19.50	16100@44	DS8044

- Aggressive block tread design provides powerful traction
- Special cut and chip resistance compound minimizes tire wear, cuts and bruises
- Increased tread depth and strong nylon casing ensures excellent durability



D320 Earth Moving R3

TIRE SIZE	LOAD INDEX / SPEED RTG	PR	TYPE	TD	OD	SW	RIM WIDTH	MAX LOAD @ PSI	AOT ITEM
20.5-25	170B	20	T/L	19.9	58.8	20.5	17.00	13200@47	DS9837
23.1-26	153A6	12	T/L	34.6	61.4	23.2	20.00	8050@25	DS8046
23.1-26	159A6	16	T/L	34.6	61.4	23.2	20.00	9650@33	DS8047

- Designed for both agricultural and industrial applications
- Flat and wide footprint provides minimum ground disturbance
- Increased tread depth and strong nylon casing ensures excellent durability



DC-1 Compactor

TIRE SIZE	LOAD INDEX / SPEED RTG	PR	TYPE	TD	OD	SW	RIM WIDTH	MAX LOAD @ PSI	AOT ITEM
11.00-20	167A2	16	T/T	-	42.6	11.5	8.00	12000@105	DS8520

- Special compound formulated to endure high temperatures
- A smooth and flat pattern to reduce ground pressure and provide optimum compaction



DC327 Compactor

TIRE SIZE	LOAD INDEX / SPEED RTG	PR	TYPE	TD	OD	SW	RIM WIDTH	MAX LOAD @ PSI	AOT ITEM
9.00-20	159A2	14	T/T	20.2	40.0	10.2	7.00	9650@105	DS8511
14/70-20	158A2	14	T/T	20.2	39.0	14.1	11.00	9365@73	DS8512

- A smooth and flat pattern to reduce ground pressure and provide optimum compaction
- Special compound formulated to endure high temperatures



otr

AGRICULTURE ATV DIMPER FORKLIFT GOLF CART INDUSTRIAL EQUIPMENT LAWN + GARDEN **otr** SKID STEER SPECIALTY TRAILER BIAS LIGHT TRUCK/TRUCK WHEELBARROW



skid steer

Deestone unique skid steer designs are built for maximum traction with increased resistance to both abrasion and punctures for long life.

D304 HD

TIRE SIZE	LOAD INDEX / SPEED RTG	PR	TYPE	TD	OD	SW	RIM WIDTH	MAX LOAD @ PSI	AOT ITEM
27X8.50-15	101B	8	T/L	16.4	26.7	8.4	7.00	1820@60	DS6102
27X10.50-15	103B	8	T/L	16.4	27.2	10.2	8.50	1930@60	DS6106
31x15.50-15	116A3	8	T/L	25.8	31.1	15.7	13.00	2760@45	DS6113
31x15.50-15	122A3	10	T/L	25.8	31.1	15.7	13.00	3270@61	DS6111
31.5x13.00-16.5	128A3	10	T/L	23.9	31.3	13.0	9.75	3925@70	DS6108
33x15.50-16.5	137A3	12	T/L	26.5	33.0	15.5	12.00	5060@70	DS6112
10-16.5 EW	-/A2	10	T/L	16.0	30.4	10.4	8.25	4720@75	DS6105
12-16.5 EW	-/A2	12	T/L	20.9	32.7	12.1	9.75	6320@80	DS6110
14-17.5 EW	-/A2	14	T/L	22.9	36.3	13.7	10.50	8540@80	DS6119
15-19.5 EW	-/A2	14	T/L	22.9	40.1	15.3	11.75	10060@70	DS6120

- Stepped lug tread pattern enhances superior traction and self cleaning property
- Heavy duty sidewall provides good side impact resistance
- Specially designed rim guard gives protection against wheel damage



D305 Standard

TIRE SIZE	LOAD INDEX / SPEED RTG	PR	TYPE	TD	OD	SW	RIM WIDTH	MAX LOAD @ PSI	AOT ITEM
10-16.5 EG	A2	8	T/L	20.9	30.4	10.4	8.25	4140@60	DS6114
12-16.5 EG	A2	10	T/L	21.4	32.7	12.1	9.75	5600@65	DS6118

- Classic R4 tread design offers superior traction in lighter duty service
- Special cut and chip resistance compound minimizes tire wear, cuts and bruises
- Designed for lighter use in standard application



D311 Economy

TIRE SIZE	LOAD INDEX / SPEED RTG	PR	TYPE	TD	OD	SW	RIM WIDTH	MAX LOAD @ PSI	AOT ITEM
10-16.5	-/A2	8	T/L	18.9	30.4	10.4	8.25	4140@60	DS6124
10-16.5	-/A2	10	T/L	18.9	30.4	10.4	8.25	4700@75	DS6126
12-16.5	-/A2	10	T/L	20.2	32.7	12.1	9.75	5600@65	DS6127
12-16.5	-/A2	12	T/L	20.2	32.7	12.1	9.75	6310@80	DS6128

- Classic R4 tread design offers superior traction in lighter duty service
- Special cut and chip resistance compound minimizes tire wear, cuts and bruises
- Specially designed rim guard gives protection against wheel damage





D316 Trencher

TIRE SIZE	LOAD INDEX / SPEED RTG	PR	TYPE	TD	OD	SW	RIM WIDTH	MAX LOAD @ PSI	AOT ITEM
31X15.50-15	121B	10	T/L	21.4	31.2	15.4	13.00	3200@60	DS9834

- Open lug design offers excellent traction in soft soil
- Special cut and chip resistance compound minimizes tire wear, cuts and bruises
- Designed for lighter use in standard application



D322 Skid Steer

TIRE SIZE	LOAD INDEX / SPEED RTG	PR	TYPE	TD	OD	SW	RIM WIDTH	MAX LOAD @ PSI	AOT ITEM
10-16.5	-/A2	10	T/L	37.8	30.4	10.4	8.25	4710@75	DS6122
12-16.5	-/A2	12	T/L	43.5	32.7	12.1	9.75	6320@80	DS6123

- Non-directional extra deep tread enhances tread life and provides puncture resistance
- Advanced tread compound provides greater chip and tear resistance
- Heavy duty sidewall with rim guard gives protection against damages
- Specially designed for heavy duty services



D323 Deep Lug L-5

TIRE SIZE	LOAD INDEX / SPEED RTG	PR	TYPE	TD	OD	SW	RIM WIDTH	MAX LOAD @ PSI	AOT ITEM
10-16.5	135A2	10	T/L	44.1	30.4	10.4	8.25	4806@60	DS6210
12-16.5	141A2	12	T/L	44.1	32.7	12.1	9.75	5677@65	DS6220

- Premium L-5 tire designed to operate in severe applications
- Tread depth of 44/32nds and massive lug-to-void ratio provide excellent durability and ensure extraordinary service hours

Heavy Duty

skid steer

AGRICULTURE · ATV · DUMPER · FORKLIFT · GOLF CART · INDUSTRIAL EQUIPMENT · LAWN + GARDEN · OTR · **SKID STEER** · SPECIALTY TRAILER · BLAS LIGHT TRUCK / TRUCK · WHEELBARROW





specialty trailer

Deestone trailer tires combine low rolling resistance, reduced heat build-up and even wear for extended tread life.

Specialty trailer

AGRICULTURE · ATV · DUMPER · FORKLIIFT · GOLF CART · INDUSTRIAL EQUIPMENT · LAWN + GARDEN · OTR · SKID STEER · SPECIALTY TRAILER · BIAS LIGHT TRUCK / TRUCK WHEELBARROW

D268

TIRE SIZE	LOAD INDEX / SPEED RTG	PR	TYPE	TD	OD	SW	RIM WIDTH	MAX LOAD @ PSI	AOT ITEM
16.5x6.50-8	64J	4	T/L	4.9	16.2	6.5	5.375	615@45	DS7100
16.5x6.50-8	72J	6	T/L	4.9	16.2	6.5	5.375	785@70	DS7101
18.5x8.50-8	71J	4	T/L	6.9	18.2	8.4	7.00	760@35	DS7105
18.5x8.50-8	78J	6	T/L	6.9	18.2	8.4	7.00	940@50	DS7106
18.5x8.50-8	90J	12	T/L	6.9	18.2	8.4	7.00	1325@92	DS2240
20.5x8.0-10	84M	6	T/L	7.8	20.4	8.0	6.00	1100@50	DS7111
20.5x8.0-10	90J	8	T/L	7.8	20.4	8.0	6.00	1320@70	DS7112
20.5x8.0-10	95J	10	T/L	7.8	20.4	8.0	6.00	1520@90	DS7113
20.5x8.0-10	99J	12	T/L	7.8	20.4	8.0	6.00	1710@110	DS7114

- Designed for small to medium size trailers
- Strong nylon casing enhances durability



D269

TIRE SIZE	LOAD INDEX / SPEED RTG	PR	TYPE	TD	OD	SW	RIM WIDTH	MAX LOAD @ PSI	AOT ITEM
5.00-8	90F	6	T/T	5.9	18.5	5.7	4.00	1320@72	DS2200
5.00-8	126F	8	T/T	5.9	18.5	5.7	4.00	3750@38	DS2210
6.00-8	117J	6	T/T	6.0	21.5	6.9	4.00		DS1505
6.00-9	126A2	8	T/T	6.0	21.5	6.3	4.00	3750@100	DS1506
6.00-9	134A2	10	T/T	6.0	21.5	6.3	4.00	4670@110	DS1507
6.00-9	143A2	12	T/T	6.0	21.5	6.3	4.00	6005@130	DS1508

- Suitable for boat, cargo and utility trailer applications
- Strong nylon casing enhances durability



D292

TIRE SIZE	LOAD INDEX / SPEED RTG	PR	TYPE	TD	OD	SW	RIM WIDTH	MAX LOAD @ PSI	AOT ITEM
7-14.5	102J	8	T/L	6.9	26.7	7.3	6.00	1875@70	DS6317
7-14.5	110J	12	T/L	6.9	26.7	7.3	6.00	2335@100	DS6316
8-14.5	114J	10	T/L	7.9	27.8	8.0	6.00	2600@85	DS6313
8-14.5	117J	12	T/L	7.9	27.8	8.0	6.00	2835@100	DS9800
8-14.5	120J	14	T/L	7.9	27.8	8.0	6.00	3085@115	DS9801
8-14.5	117J	12	T/L	7.9	27.8	8.0	6.00	2835@100	DS6314
8-14.5	120J	14	T/L	7.9	27.8	8.0	6.00	3085@115	DS6206

- 5 rib 4 groove tread design offers excellent handling stability
- Strong nylon casing enhances durability





D622

TIRE SIZE	LOAD INDEX / SPEED RTG	PR	TYPE	TD	OD	SW	RIM WIDTH	MAX LOAD @ PSI	AOT ITEM
ST165/80D13(A78-13)	80/76L	4	T/L	7.8	23.4	6.5	4.50	990@35	DS7570
ST165/80D13(A78-13)	88/83L	6	T/L	7.8	23.5	6.5	4.50	1230@50	DS7571
ST185/80D13(C78-13)	87/82L	4	T/L	8.8	24.6	7.2	5.00	1200@35	DS7580
ST185/80D13(C78-13)	94/89L	6	T/L	8.8	24.6	7.2	5.00	1480@50	DS7581
ST195/75D14(E78-14)	90/86L	4	T/L	9.7	25.5	7.7	5.50	1320@35	DS7590
ST195/75D14(E78-14)	97/93L	6	T/L	9.7	25.5	7.7	5.50	1610@50	DS7591
ST205/75D15(F78-15)	94/89L	4	T/L	11.3	27.1	8.0	5.50	1480@35	DS7699
ST205/75D14(F78-14)	100/96L	6	T/L	9.8	26.1	8.0	5.50	1760@50	DS7677
ST205/75D15(F78-15)	101/97L	6	T/L	11.3	27.1	8.0	5.50	1820@50	DS7678

- 5 rib 4 groove tread design offers excellent handling stability
- Strong nylon casing enhances durability



D8034

TIRE SIZE	LOAD INDEX / SPEED RTG	PR	TYPE	TD	OD	SW	RIM WIDTH	MAX LOAD @ PSI	AOT ITEM
16.5x6.50-8	64J	4	T/L	6.9	16.2	6.5	5.375	615@45	DS7102
16.5x6.50-8	72J	6	T/L	6.9	16.2	6.5	5.375	785@70	DS7103
18.5x8.50-8	71J	4	T/L	6.9	18.2	8.4	7.00	760@35	DS7104
18.5x8.50-8	78J	6	T/L	6.9	18.2	8.4	7.00	935@50	DS7107
20.5x8.00-10	84J	6	T/L	10.0	20.4	8.0	6.00	1100@50	DS7108
20.5x8.00-10	90J	8	T/L	10.0	20.4	8.0	6.00	1320@70	DS7109
20.5x8.00-10	95J	10	T/L	10.0	20.4	8.0	6.00	1520@90	DS7110
20.5x8.00-10	99J	12	T/L	10.0	20.4	8.0	6.00	1710@110	DS7120

- Designed for small to medium size trailers
- Strong nylon casing enhances durability



D901

TIRE SIZE	LOAD INDEX / SPEED RTG	PR	TYPE	TD	OD	SW	RIM WIDTH	MAX LOAD @ PSI	AOT ITEM
4.80-8	62J	4	T/L	6.9	16.7	4.8	3.75	585@60	DS7250
4.80-8	71J	6	T/L	6.9	16.7	4.8	3.75	760@90	DS7251
5.70-8	69J	4	T/L	7.9	18.5	5.7	4.50	715@50	DS7255
5.70-8	77J	6	T/L	7.9	18.5	5.7	4.50	910@75	DS7256
5.70-8	83J	8	T/L	7.9	18.5	5.7	4.50	1070@100	DS7257
5.00-10	79/77J	8	T/L	11.0	20.4	5.4	3.50	963@58	DS7260
4.80-12	72J	4	T/L	6.9	20.6	4.8	3.75	785@60	DS7265
4.80-12	80J	6	T/L	6.9	20.6	4.8	3.75	990@90	DS7266
5.30-12	75J	4	T/L	6.9	21.6	5.3	4.25	855@55	DS7270
5.30-12	82J	6	T/L	6.9	21.6	5.3	4.25	1050@80	DS7271
5.30-12	87J	8	T/L	6.9	21.6	5.3	4.25	1200@100	DS7272
ST175/80D13(B78-13)	84/79L	4	T/L	10.0	24.0	7.0	5.00	1100@35	DS7574
ST175/80D13(B78-13)	91/87L	6	T/L	10.0	24.0	7.0	5.00	1360@50	DS7275
ST215/75D14(G78-14)	102/98L	6	T/L	11.0	26.7	8.5	6.00	1875@50	DS7279
ST225/75D15(H78-15)	107/102L	6	T/L	12.0	28.3	8.8	6.00	2150@50	DS7280
ST225/75D15(H78-15)	113/108L	8	T/L	12.0	28.3	8.8	6.00	2540@65	DS7281

- 5 rib 4 groove tread design offers excellent handling stability
- Strong nylon casing enhances durability



D902

TIRE SIZE	LOAD INDEX / SPEED RTG	PR	TYPE	TD	OD	SW	RIM WIDTH	MAX LOAD @ PSI	AOT ITEM
7.00-14	89/85L	6	T/L	10.7	26.8	7.3	5.50	1310@50	DS6290
6.70-15	95/91L	6	T/L	10.7	28.4	7.5	5.00	1520@50	DS6321
6.50-16	97/93L	6	T/L	10.7	29.7	7.2	4.50	1610@50	DS6322
8.00-16.5	110/105L	10	T/L	13.6	28.3	8.0	6.00	2335@75	DS9829
8.75-16.5	115/111L	10	T/L	13.6	29.4	8.7	6.75	2680@80	DS1290
9.50-16.5	112/107L	10	T/L	14.2	30.6	9.5	6.75	3195@80	DS1295
ST205/90D15(7.00-15)	105/101L	8	T/L	11.5	29.6	8.0	5.50	2040@65	DS1281
ST205/90D15 (7.00-15)	118/115L	14	T/L	11.5	29.6	8.0	5.50	2910@105	DS6337
ST225-90D16(7.50-16)	116/112L	10	T/L	11.8	31.8	8.7	6.00	2755@75	DS1285
ST225/90D16 (7.50-16)	123/120L	14	T/L	11.8	31.8	8.7	6.00	3415@105	DS6338

D902 Trailer

7.00-14.5	102/97J	8	T/L	10.8	26.7	7.3	6.00	1875@70	DS6300
8.00-14.5	117/112J	12	T/L	10.8	27.8	9.1	6.00	2835@100	DS6310
9.00-14.5	122/117J	12	T/L	10.8	28.0	9.5	7.00	3305@100	DS6315
7.50-15	122/117L	12	T/T	15.1	31.8	8.5	6.00	3305@105	DS6320
7.50-15	126/122L	16	T/T	15.1	31.8	8.5	6.00	3745@125	DS1282
8.25-15	129/125L	14	T/T	14.4	33.3	9.3	6.50	4080@115	DS9802
9.00-15	131/127L	12	T/T	17.0	35.1	10.2	7.00	4300@95	DS6330
10.00-15	137/133L	14	T/T	17.0	36.5	10.9	7.50	5070@100	DS6335
10.00-15	142/137L	18	T/T	17.0	36.5	10.9	7.50	5840@115	DS6336

- Designed for all wheel position
- Strong nylon casing enhances durability



D905

TIRE SIZE	LOAD INDEX / SPEED RTG	PR	TYPE	TD	OD	SW	RIM WIDTH	MAX LOAD @ PSI	AOT ITEM
12-16.5	129/125L	12	T/L	17.9	32.2	12.1	9.75	4080@75	DS8900
12-16.5	133/128L	14	T/L	17.9	32.2	12.1	9.75	4540@90	DS8901

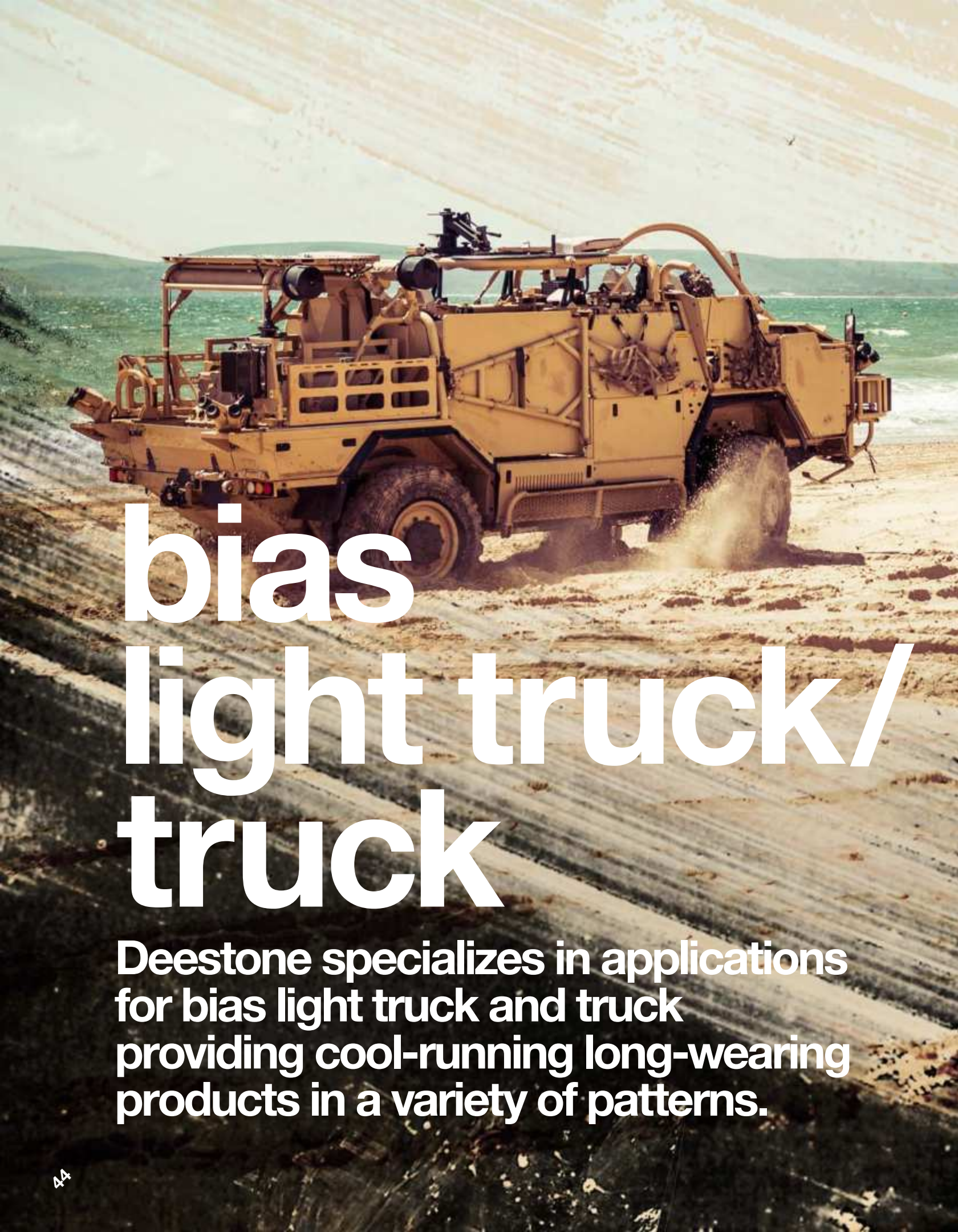
- 5 rib 4 groove tread design offers excellent handling stability
- Strong nylon casing enhances durability



D95

TIRE SIZE	LOAD INDEX / SPEED RTG	PR	TYPE	TD	OD	SW	RIM WIDTH	MAX LOAD @ PSI	AOT ITEM
4.80/4.00-8	71J	6	T/T	5.9	16.7	4.8	3.75	760@90	DS7285
4.80/4.00-9	76E	8	T/T	5.9	16.7	4.8	3.75	880@90	DS2230

- 5 rib 4 groove tread design offers excellent handling stability
- Strong nylon casing enhances durability



bias light truck/ truck

Deestone specializes in applications for bias light truck and truck providing cool-running long-wearing products in a variety of patterns.

D100 Ultra Light Truck

TIRE SIZE	LOAD INDEX / SPEED RTG	PR	TYPE	TD	OD	SW	RIM WIDTH	MAX LOAD @ PSI	AOT ITEM
5.00-10	79/77L	8	T/T	10.0	20.4	5.4	3.50	965@58	DS1100

- 5 rib 4 groove tread design offers superior traction and handling stability
- Strong nylon casing improves load capacity, giving longer service life
- Advanced tread compound provides low heat generation, increasing durability



D102 Ultra Light Truck

TIRE SIZE	LOAD INDEX / SPEED RTG	PR	TYPE	TD	OD	SW	RIM WIDTH	MAX LOAD @ PSI	AOT ITEM
5.00-12	88/86L	10	T/T	10.5	22.4	5.4	3.50	1230@75	DS1105
6.00-13	99/97L	10	T/T	11.0	25.7	6.5	4.50	1720@72	DS1110
6.00-14	98/96L	8	T/T	15.1	26.7	6.5	4.50	1650@65	DS1115
6.50-14	102/100L	8	T/T	13.9	27.6	6.9	4.50	1850@62	DS1118
7.00-15	114/112L	12	T/T	14.5	29.6	8.0	5.50	2600@83	DS1120
7.50-15	120/118L	12	T/T	15.1	30.7	8.3	6.00	3085@87	DS1125
7.50-15	121/119L	14	T/T	15.1	30.7	8.3	6.00	3195@95	DS1126
6.50-16	111/106L	12	T/T	11.3	29.7	7.2	4.50	2400@95	DS1130
7.00-16	116/114L	12	T/T	15.1	30.6	7.6	5.50	2755@83	DS1135
7.00-16	118/116L	14	T/T	15.1	30.6	7.6	5.50	2910@85	DS1136
7.50-16	121/119L	12	T/T	15.1	31.8	8.7	6.00	3195@87	DS1140
7.50-16	122/121L	14	T/T	15.1	31.8	8.7	6.00	3305@95	DS1141
8.25-16	126/124L	14	T/T	15.7	33.6	9.2	6.50	3750@85	DS1145

- 5 rib 4 groove tread design offers superior traction and handling stability
- Strong nylon casing improves load capacity, giving longer service life
- Advanced tread compound provides low heat generation, increasing durability



D108 Ultra Light Truck

TIRE SIZE	LOAD INDEX / SPEED RTG	PR	TYPE	TD	OD	SW	RIM WIDTH	MAX LOAD @ PSI	AOT ITEM
7.50-14	102/100L	8	T/T	11.8	29.7	8.1	6.00	1850@62	DS1150
7.50-16	121/119L	12	T/T	15.5	31.8	8.7	6.00	3195@87	DS1152
8.25-16	126/124L	14	T/T	15.1	33.6	9.2	6.50	3750@85	DS1155
9.00-20	141/137L	14	T/T	18.8	40.1	10.2	7.00	5675@110	DS2080
10.00-20	146/142L	16	T/T	19.4	41.5	10.9	7.50	6610@115	DS2082
11.00-20	150/145L	16	T/T	21.2	42.7	11.5	8.00	7390@115	DS2085

- Premium rib tread design offers excellent water evacuation and all-season traction
- Reinforced carcass assures strength and durability, improving load capacity
- Advanced tread compound designed for abrasion resistance, increasing durability
- Suitable for all wheel position





D201 Ultra Light Truck

TIRE SIZE	LOAD INDEX / SPEED RTG	PR	TYPE	TD	OD	SW	RIM WIDTH	MAX LOAD @ PSI	AOT ITEM
6.00-14	98/96L	8	T/T	11.3	26.7	6.5	4.50	1655@62	DS1215
6.50-14	102/100L	8	T/T	15.0	27.6	6.9	4.50	1850@62	DS1218
7.00-15	114/112L	12	T/T	14.5	29.6	8.0	5.50	2600@83	DS1220
7.50-15	120/118L	12	T/T	15.1	30.7	8.3	6.00	3085@87	DS1225
7.50-15	121/119L	14	T/T	15.1	30.7	8.3	6.00	3195@95	DS1226
7.00-16	118/116L	14	T/T	15.1	30.6	7.6	5.50	2910@85	DS1239
7.50-16	122/121L	14	T/T	15.1	31.8	9.2	6.50	3305@95	DS1241
8.25-16	126/124L	14	T/T	15.7	33.6	9.2	6.50	3750@85	DS1245
9.00-20	141/137L	14	T/T	20.3	40.1	10.2	7.00	5675@110	DS2140
10.00-20	146/142L	16	T/T	22.3	41.5	10.9	7.50	6610@115	DS2150
11.00-20	150/145L	16	T/T	22.3	42.7	11.5	8.00	7390@115	DS2160
12.00-20	154/150L	18	T/T	22.3	44.3	12.4	8.50	8270@115	DS2170

- Designed for rear wheels
- Deep grooves provide superior traction both on and off road
- Strong nylon casing improves load capacity, enhancing durability
- Advanced tread compound designs for low heat generation, minimizing tire damage



D207 Light Truck

TIRE SIZE	LOAD INDEX / SPEED RTG	PR	TYPE	TD	OD	SW	RIM WIDTH	MAX LOAD @ PSI	AOT ITEM
10.00-20	149/145L	18	T/T	28.5	42.2	10.9	7.50	7160@130	DS2158
11.00-20	152/147L	18	T/T	30.2	43.5	11.5	8.00	7830@125	DS2156
7.50-16 HD	122/121G	14	T/T	20.8	32.2	8.7	6.00	3305@95	DS1010
10.00-20 HD	146/142J	16	T/T	28.5	42.2	10.9	7.50	6610@115	DS2151

- Wide tread surface maximizes contact area for evenly weight distribution
- Extra deep tread delivers excellent traction both on and off road
- Reinforced carcass assures strength and durability, improving load capacity
- Advanced tread compound provides low heat generation, minimizing tire damage



D325

TIRE SIZE	LOAD INDEX / SPEED RTG	PR	TYPE	TD	OD	SW	RIM WIDTH	MAX LOAD @ PSI	AOT ITEM
12.00-24	158/154G	18	T/T	45.4	50.2	12.4	8.50	9370@115	DS8026

- Massive lug pattern ensures superior traction
- Special cut and chip resistance compound minimizes tire wear and improves mileage
- Tough nylon casing assures strength and durability
- Specially designed for logging and mining services



D501 Military

TIRE SIZE	LOAD INDEX / SPEED RTG	PR	TYPE	TD	OD	SW	RIM WIDTH	MAX LOAD @ PSI	AOT ITEM
6.00-16	96/94L	6	T/T	16.3	28.7	6.5	4.50	1565@47	DS1249
9.00-20	138/133L	12	T/T	20.5	40.9	10.2	7.00	5205@95	DS2180

- Specially designed for multipurpose and military truck, both on and off road
- Pattern designs deliver excellent traction in all weather conditions
- Reinforced carcass assures strength and durability, improving load capacity



D502 Light Truck

TIRE SIZE	LOAD INDEX / SPEED RTG	PR	TYPE	TD	OD	SW	RIM WIDTH	MAX LOAD @ PSI	AOT ITEM
6.40/6.50-13	85L	6	T/T	16.3	24.9	6.7	5.00	1135@36	DS1350
6.00-16	96/94L	6	T/T	16.3	28.7	6.5	4.50	1565@47	DS1250

- Designed for all wheel position
- Strong nylon casing enhances durability
- Pattern design offers superior traction both on and off road



D503 Light Truck

TIRE SIZE	LOAD INDEX / SPEED RTG	PR	TYPE	TD	OD	SW	RIM WIDTH	MAX LOAD @ PSI	AOT ITEM
7.00-15	105/101L	8	T/L	15.7	29.6	8.0	5.50	2040@65	DS1252
7.00-15	105/101L	8	T/T	15.7	29.6	8.0	5.50	2040@65	DS1362
7.00-15	110/105L	10	T/L	15.7	29.6	8.0	5.50	2335@80	DS1364
7.00-15	110/105L	10	T/T	15.7	29.6	8.0	5.50	2335@80	DS1363
7.00-16	109/107L	8	T/L	15.7	30.6	7.6	5.50	2270@61	DS1258
7.00-16	112/110L	10	T/T	15.7	30.6	7.6	5.50	2470@72	DS1253
7.00-16	116/114L	12	T/L	15.7	30.6	7.6	5.50	2755@83	DS9833
7.00-16	118/116L	14	T/L	15.7	30.6	7.6	5.50	2910@94	DS1259
7.50-16	112/107L	8	T/T	17.6	32.2	8.7	6.00	2470@65	DS1255
7.50-16	116/112L	10	T/T	17.6	32.2	8.7	6.00	2760@80	DS1256
7.50-16	121/119L	12	T/T	17.6	32.2	8.7	6.00	3195@87	DS9810
7.50-16	121/119L	12	T/L	17.6	32.2	8.7	6.00	3195@87	DS1265

- Aggressive tread design delivers excellent traction both on and off road
- Reinforced carcass assures strength and durability
- Advanced tread compound minimizes tire wear and improves mileage



D504 Light Truck

TIRE SIZE	LOAD INDEX / SPEED RTG	PR	TYPE	TD	OD	SW	RIM WIDTH	MAX LOAD @ PSI	AOT ITEM
5.00-12	88/86L	10	T/T	11.7	22.4	5.4	3.50	1230@75	DS1260
5.00-12	94/92L	12	T/T	11.7	22.4	5.4	3.50	1480@85	DS1261

- Designed for all wheel position
- Strong nylon casing enhances durability
- Pattern design offers superior traction both on and off road



D505 Military

TIRE SIZE	LOAD INDEX / SPEED RTG	PR	TYPE	TD	OD	SW	RIM WIDTH	MAX LOAD @ PSI	AOT ITEM
12.50-20	1326	12	T/L	21.0	40.9	12.8	11.00	4410@62	DS5099

- Specially designed for multipurpose and military truck, both on and off road
- Pattern designs deliver excellent traction in all weather conditions
- Reinforced carcass assures strength and durability, improving load capacity



D506 Light Truck

TIRE SIZE	LOAD INDEX / SPEED RTG	PR	TYPE	TD	OD	SW	RIM WIDTH	MAX LOAD @ PSI	AOT ITEM
7.00-16	116/114L	12	T/T	20.8	30.6	7.6	5.50	2750@83	DS1262
7.50-16	121/119L	12	T/T	19.5	32.2	8.7	6.00	3190@87	DS1263
7.50-16	122/121L	14	T/T	19.5	32.2	8.7	6.00	3300@95	DS1264

- Aggressive tread design delivers excellent traction both on and off road
- Reinforced carcass assures strength and durability
- Advanced tread compound minimizes tire wear and improves mileage



Excellence

bias light truck/truck

AGRICULTURE ATV DUMPER FORKLIFT GOLF CART INDUSTRIAL EQUIPMENT LAWN + GARDEN OTR SKID STEER SPECIALTY TRAILER **BIAS LIGHT TRUCK/TRUCK** WHEELBARROW



D903

TIRE SIZE	LOAD INDEX / SPEED RTG	PR	TYPE	TD	OD	SW	RIM WIDTH	MAX LOAD @ PSI	AOT ITEM
7.50-16	121/119L	12	T/T	13.9	31.8	8.7	6.00	3195@87	DS1300

- Designed for all wheel position
- Strong nylon casing enhances durability
- Pattern design offers superior traction both on and off road





wheelbarrow

Deestone wheelbarrow tires are up to the task, big and small, the rib tread pattern delivers long reliable service.

D601

TIRE SIZE	LOAD INDEX / SPEED RTG	PR	TYPE	TD	OD	SW	RIM WIDTH	MAX LOAD @ PSI	AOT ITEM
4.00-6	-/A5	4	T/L	3.9	13.6	4.0	2.38	670@50	DS7146
3.50-8	41/A5	2	T/T	3.0	14.7	3.4	2.50	390@30	DS7151
4.80/4.00-8	-/A5	2	T/T	1.9	16.0	4.0	2.50	390@30	DS9830
4.80/4.00-8	-/A5	4	T/T	3.0	16.0	4.0	2.50	670@50	DS7163
4.80/4.00-8	-/A5	2	T/L	3.0	16.0	4.0	2.50	390@30	DS9812
4.80/4.00-8	-/A5	4	T/L	3.0	16.0	4.0	2.50	670@50	DS9804

- Rib tread pattern provides optimum ground contact and easy roll
- Available for both 6" and 8" wheels



D602

TIRE SIZE	LOAD INDEX / SPEED RTG	PR	TYPE	TD	OD	SW	RIM WIDTH	MAX LOAD @ PSI	AOT ITEM
4.00-6	-/A5	2	T/L	2.5	13.6	4.0	2.38	390@30	DS7148
4.00-6	-/A5	4	T/L	2.5	13.6	4.0	2.38	670@50	DS9828
4.00-6	-/A5	4	T/L	2.5	13.6	4.0	2.38	670@50	DS7147
3.50-8	41/A5	2	T/L	2.3	14.7	3.4	2.50	320@30	DS7170
3.50-8	41/A5	2	T/T	2.3	14.7	3.4	2.50	320@30	DS7171
3.50-8	51/A5	4	T/T	2.3	14.7	3.4	2.50	430@50	DS7172
4.80/4.00-8	-/A5	2	T/L	3.1	16.0	4.0	2.50	435@30	DS7175
4.80/4.00-8	-/A5	2	T/T	3.1	16.0	4.0	2.50	435@30	DS7176
4.80/4.00-8	-/A5	4	T/T	3.1	16.0	4.0	2.50	670@50	DS9831
4.80/4.00-8	-/A5	4	T/L	3.1	16.0	4.0	2.50	670@50	DS9813

- Rib tread pattern provides optimum ground contact and easy roll
- Available for both 6" and 8" wheels





work:
activity
involving
effort in
order to
achieve
a purpose
or result.

Deestone.

Durable specialty tires for tough jobs.

Manufacturer's Warranty Policy

All first quality tires sold by American Omni Trading Company are warranted through the manufacturers which produce them, to be free of defects in workmanship and material-related conditions. American Omni is not the manufacturer of the tires, and is not the source of the manufacturer's warranty for the tires. No statement or other representation contained herein shall be construed as creating any additional warranties or obligations on behalf of American Omni Trading Company for the tires. **The manufacturer's warranty is extended to the first retail purchaser.** The warranty is valid as long as there is at least 2/32nds of original tread remaining in all positions of the tire. Tires which have less than 2/32nds of original tread remaining are considered to have delivered their original life and are not subject to warranty or adjustment.

Not Covered Under Warranty

The following is not covered under the warranty:

- Road Hazards (including, but not limited to, punctures, cuts, snags, impact breaks)
- Wrecks
- Collisions
- Fire
- Improper inflation
- Overloading
- Improper mounting or de-mounting
- Damage as a result of improper operation or maintenance, including, but not limited to, causing excessive operational temperatures that exceed the tire's capabilities
- Mechanical condition of vehicle
- Ride disturbance after the first 1/32nds of tread depth
- Altered tires
- Weather cracking on tires more than 2 years old
- Loss of time, inconvenience, loss of use of vehicle, incidental or consequential damages
- Tires older than 3 years (from the production serial week on the tire) will not be eligible for warranty or adjustment unless agreed upon by manufacturer

Damages and Claims

All damages and claims involving tires sold by American Omni Trading Company are to be submitted to American Omni Trading Company through the initial dealer sold by American Omni Trading Company. No claims will be processed if submitted by a customer, consumer or sub-dealer of an American Omni Trading customer.

Adjustment Procedures

In order to process your claim you must follow the procedures below:

1. Completed American Omni Trading Claim Form (size, tire description, description of defect, remaining tread depth, serial no.). Contact your salesperson should you require a claim form.
2. Two clear pictures, one which clearly shows the defect and one picture of the overall tire.
3. Remove the factory serial # along with the DOT# (for tires without DOT, remove the serial #, plant code and weekly #) from the tire and attach them to each picture.
4. Must be submitted to American Omni Trading Company within 30 days of the date received from your customer.
5. Tires which are more than 36 months old will be subject to review and possible refusal of claim.
6. Out of Round tires will only be honored within the first 1/32nds of wear.
7. Tires need to be held until clearance given to dispose of them.

Credits will be based on the price paid for said tire or the latest price being paid, whichever is less. Credits will not include local taxes, additional freight paid or any other miscellaneous expenses. Credits are pro-rated on the remaining tread depth. Once a credit has been applied to your account a deduction can then be taken on the next invoice due. No cash refunds will be offered for credits unless agreed upon in writing by American Omni Trading Company.



1221 Park West Green Dr. | Katy, TX 77493
Phone 281-600-8473

deestoneusa.com | american-omni.com

Distributor